



Administration Department

P. O. Box 900
Locust Grove, Georgia 30248

Phone: (770) 957-5043
Facsimile: (866) 364-0996

Item Coversheet

Item: **FY 2024 Budget Public Hearing**

Action Item: Yes No

Public Hearing Item: Yes No

Executive Session Item: Yes No

Advertised Date: N/A

Budget Item: **Yes, All Funds / Revenue and Expenditures – Capital Items**

Date Received: **November 2, 2023**

Workshop Date: **November 20, 2023 (2nd Public Hearing)/December 18 (Adoption)**

Regular Meeting Date: **November 6 (1st Pub Hearing) / December 4, 2023 (3rd Public Hearing)**

Discussion:

Attached is the draft version of the proposed FY 2024 Operation and Capital Improvements Budget. This captures many of the items discussed at the Retreat in July along with revisions from requests by Department Heads between now and date of first Public Hearing.

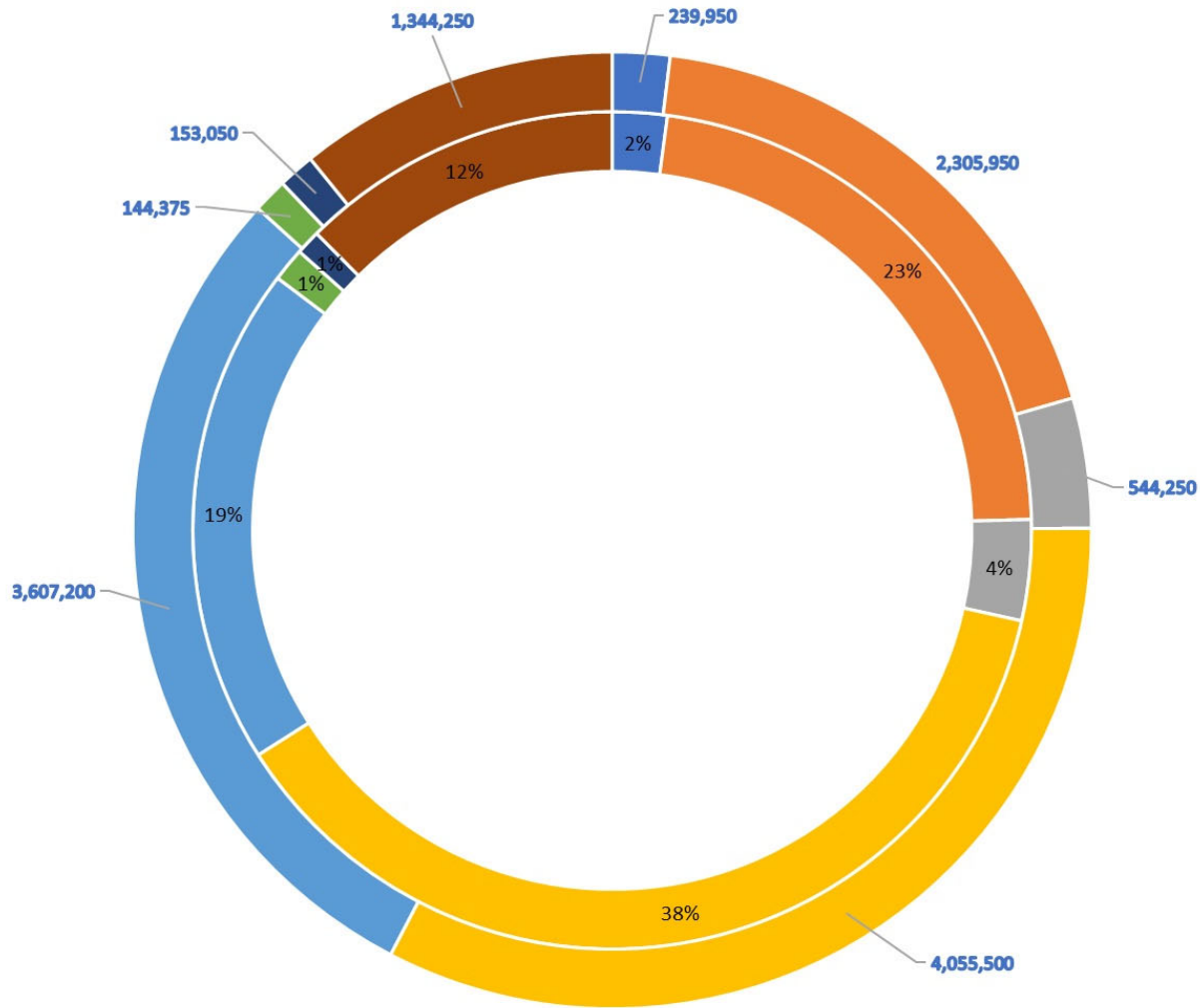
Overall, the General Fund increases due to Capital Projects (vehicles / equipment / ROW for projects) along with staffing needs (mostly in Public Safety/Public Works) and in the Enterprise Funds (operations with employees and major projects. This is a budget that proposes an Ad Valorem Property Millage of approximately 3.79 mils, based on estimated tax digest (net of the homestead exemption) of \$525 million, although this amount could be reduced some by increased in use of the Fund Balance (reserves).

This is the first of 3 Public Hearings for the Budget and may be fine-tuned for errors/omissions or other scrivener errors/oversight along the way until Adoption on December 18, 2023.

Recommendation:

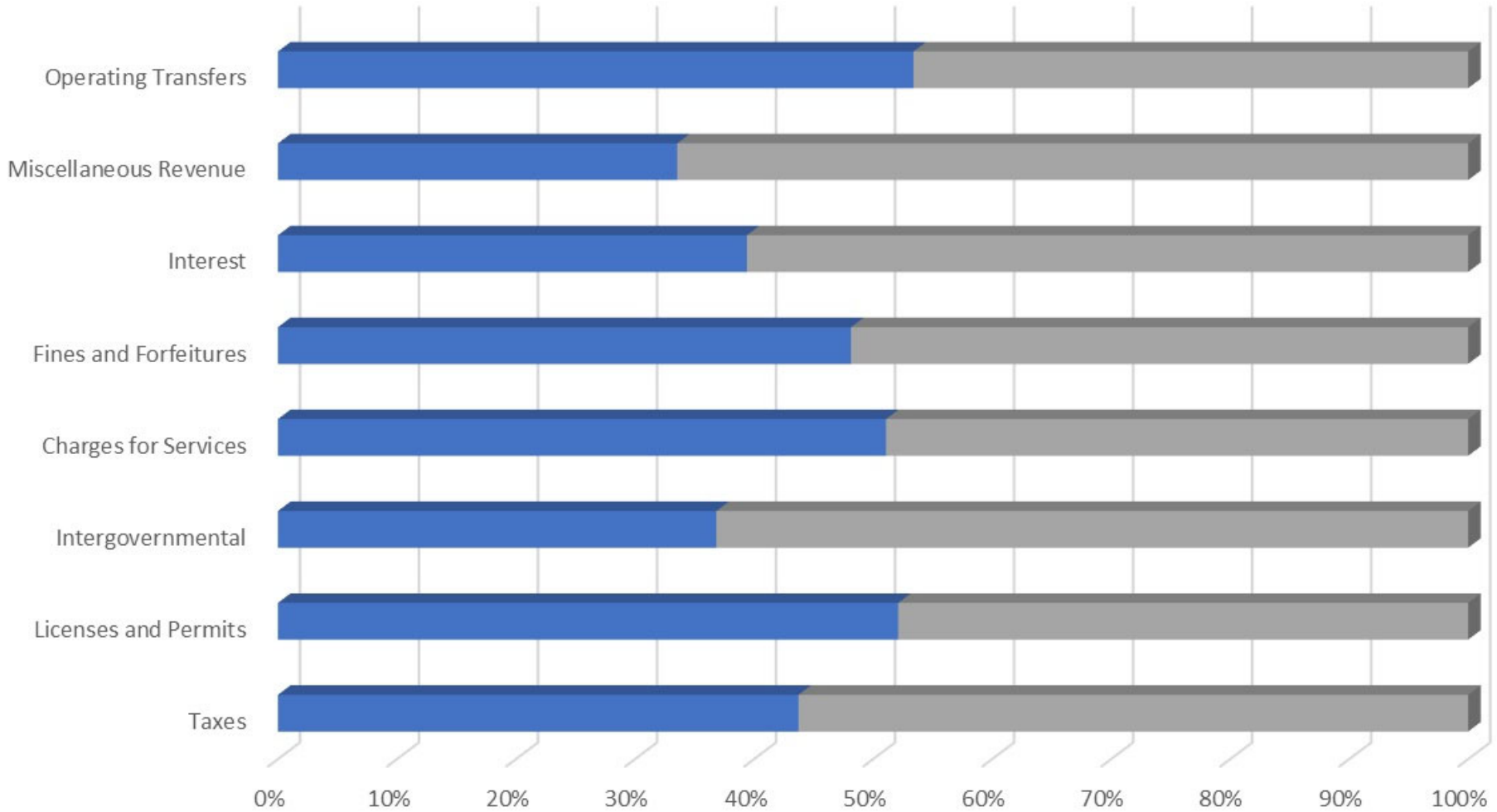
November 6, 2023 Public Hearing

Expenditures by Department - General Fund - FY 2024 vs. FY 2023



■ 1110 Elected Officials
 ■ 1510 Administration
 ■ 2650 Municipal Court
 ■ 3230 Police
 ■ 4210 Public Works
 ■ 4220 Fleet Services
 ■ 6220 Parks / Recreation
 ■ 7220 Community Development

Revenues - FY 24 vs. FY 23 Budget General Fund



	Taxes	Licenses and Permits	Intergovernmental	Charges for Services	Fines and Forfeitures	Interest	Miscellaneous Revenue	Operating Transfers
■ FY 23	5,948,750	978,000	3,500	233,200	650,000	65,000	953,835	1,060,000
■ FY 2024 Prop	7,652,290	898,600	6,000	223,300	700,000	100,000	1,889,335	925,000

■ FY 23 ■ FY 2024 Prop

General Fund (100) FY 2024 Proposed					
		Rev FY 23	YTD	Change	FY 2024 Draft
TAXES					
3-0000-31.1100	REAL PROPERTY - CURRENT YEAR	0	0	1,989,540	1,989,540
3-0000-31.1200	REAL PROPERTY - PRIOR YEAR	0	0		0
3-0000-31.1220	GENERAL BUS LIC INSURANCE	0	0		0
3-0000-31.1315	MOTOR VEHICLE TAVT TAX	342,000	164,674	-124,000	218,000
3-0000-31.1316	ALTERNATIVE AAVT TAX	20,000	0	-15,000	5,000
3-0000-31.1340	INTANGIBLE TAX	80,000	24,745		80,000
3-0000-31.1350	RAILROAD EQUIPMENT TAX	1,750	0		
3-0000-31.1400	PERSONAL PROPERTY - PRIOR YEAR	0	0		0
3-0000-31.1600	REAL ESTATE TRANSFERS	25,500	16,310	0	25,500
3-0000-31.1710	FRANCHISE TAX - ELECTRIC	545,000	555,256	25,000	570,000
3-0000-31.1711	CAPITAL CREDIT REFUND	0	0		0
3-0000-31.1730	FRANCHISE TAX - NATURAL GAS	37,500	9,494		37,500
3-0000-31.1750	FRANCHISE TAX - CABLE TV	120,000	71,987	-20,000	100,000
3-0000-31.1751	FRANCHISE TAX - VIDEO SVC	0	5,020	5,000	5,000
3-0000-31.1760	FRANCHISE TAX - TELEPHONE	10,000	3,461	-5,000	5,000
3-0000-31.1790	OTHER FRANCHISE TAX	0	18,987	5,000	5,000
3-0000-31.3100	LOCAL OPTION SALES /USE TAX	2,877,000	2,212,548	123,000	3,000,000
3-0000-31.3150	TAVT + AAVT	210,000	33,408	-210,000	0
3-0000-31.4201	ALCOHOL TAX	445,000	285,525	5,000	450,000
3-0000-31.4250	DISTILLED SPIRITS ALCOHOL EXCI	0	0		0
3-0000-31.4300	MIXED DRINK EXCISE TAX	0	0		0
3-0000-31.6100	OCCUPATION TAXES	320,000	207,223	0	320,000
3-0000-31.6120	REGULATORY FEES	0	8,825		0
3-0000-31.6200	INSURANCE PREMIUM TAX	915,000	0	5,000	920,000
3-0000-31.6300	FINANCIAL INSTITUTION TAXES	0	0		0
3-0000-31.9000	PENALTIES/INTEREST DEL TAXES	0	0		0
TOTAL TAXES		5,948,750	3,617,462	1,783,540	7,732,290
LICENSES AND PERMITS					
3-0000-32.1110	ALCOHOL BEV-BEER LICENSE	17,500	0		17,500
3-0000-32.1120	ALCOHOL BEV WINE LICENSE	12,500	2,500		12,500
3-0000-32.1130	ALCOHOL BEV - LIQUOR LICENSE	40,500	14,000		40,500
3-0000-32.1135	LIQUOR/DISTILLD SPIRITS RETAIL	0	0		0

General Fund (100) FY 2024 Proposed					
		Rev FY 23	YTD	Change	FY 2024 Draft
3-0000-32.1200	GENERAL BUSINESS LICENSE	0	21,022	8000	8,000
3-0000-32.1210	REAL ESTATE BUSINESS LICENSE	0	0		0
3-0000-32.1220	GENERAL BUS LIC -INSURANCE	22,500	14,700	2500	25,000
3-0000-32.1900	REGULATORY FEES	35,000	9,875		35,000
3-0000-32.2120	BLDG PERMITS /INSPECTIONS -RES	350,000	204,511	-90000	260,000
3-0000-32.2130	BLDG PERMIT/INSPECTIONS -COMM	500,000	306,755		500,000
3-0000-32.3100	BUSINESS LICENSE PENALTY	0	30	100	100
3-0000-32.3300	SHORT-TERM VACA RENTAL REG FEE	0	0		0
TOTAL LICENSES AND PERMITS		978,000	573,393	-79,400	898,600
INTERGOVERNMENTAL REV					
3-0000-33.4450	GRANT BULLET PROOF VEST	500	0	500	1,000
3-0000-33.4500	GRANT / DONATIONS -COPS	2000	1,950	2000	4,000
3-0000-33.5000	DONATION-PLAYGROUND EQUIP	0	0		0
3-0000-33.6100	DONATIONS	1000	650		1,000
3-0000-33.7000	CDBG GRANT	0	0		0
3-0000-34.1301	DISPOSITION OF PROPERTY		0		
TOTAL INTERGOVERNMENTAL REV		3,500	2,600	2,500	6,000
CHARGES FOR SERVICES					
3-0000-34.1310	ZONING INSPECTION FEES	35000	27,732		35,000
3-0000-34.1311	LAND DEVELOPMENT FEES	90000	40,587	-15000	75,000
3-0000-34.1312	SITE PLAN REVEIEW FEES	45000	33,848		45,000
3-0000-34.1321	SOIL EROSION FEES	5000	0		5,000
3-0000-34.1323	STREET LIGHT DISTRICT REV.	20000	335		20,000
3-0000-34.1325	TREE REPLACEMENT REVENUE	0	0		0
3-0000-34.1900	SIDEWALKS	0	0		0
3-0000-34.1910	QUALIFYING FEE FOR ELECTION	1000	1,080		1,000
3-0000-34.1950	ACCIDENT REPORTS	7500	4,475		7,500
3-0000-34.1955	CRIMINAL HISTORY REPORTS	0	0		0
3-0000-34.1960	ADM CHARGE ON FINES	12500	0	-5000	7,500
3-0000-34.1990	ADM CHARGE FOR INCODE	15000	0	10000	25,000
3-0000-34.6100	BACKGROUND CHECK FEES	2000	700		2,000
3-0000-34.9001	DONATIONS	0	0		0

General Fund (100) FY 2024 Proposed					
		Rev FY 23	YTD	Change	FY 2024 Draft
3-0000-34.9300	BAD CHECK FEES	200	175	100	300
TOTAL CHARGES FOR SERVICES		233,200	108,932	-9,900	223,300
FINES AND FORFEITURES					
3-0000-35.1170	FINES & FORFEITURES	650000	515,997	50000	700,000
3-0000-35.1175	BOND ACCOUNT	0	0		0
TOTAL FINES AND FORFEITURES		650,000	515,997	50,000	700,000
INVESTMENT INCOME					
3-0000-36.1000	INTEREST REVENUES	65000	49,957	35000	100,000
TOTAL INVESTMENT INCOME		65,000	49,957	35,000	100,000
MISCELLANEOUS REVENUE					
3-0000-38.1000	RENTS & ROYALTIES	500	30		500
3-0000-38.1010	SPECIAL EVENT PERMIT	500	0		500
3-0000-38.1025	PAVILLION RENTAL	500	275	500	1,000
3-0000-38.1050	HOUSE RENTAL -LOCUST ROAD	25,000	13,846		25,000
3-0000-38.3000	INS REIMBURSE DAMAGE PROPERTY	25,000	31,774	-5000	20,000
3-0000-38.3100	INS REIMBURSE WKS COMP	500	0		500
3-0000-38.3400	INS REIMBURSE FOR OVERPAYMENT	500	860	0	500
3-0000-38.5000	LMIG PROGRAM	450,000	114,702	0	450,000
3-0000-38.6007	INTERGOVERNMENTAL SDS AGREEMEN	0	0		0
3-0000-38.9000	MISCELLANEOUS REVENUE	15,000	12,773	-10000	5,000
3-0000-38.9001	REIMBURSE FOR CAPITAL EXPENDIT	0	22,314	100000	100,000
3-0000-38.9010	RETURN CHECK FEES	100	0		100
3-0000-38.9100	REFUNDS POLICE DEPT	0	0		0
3-0000-38.9200	REFUNDS PUBLIC WORKS	0	0		0
3-0000-38.9300	REFUNDS ADMINISTRATIONS	7,500	0	0	7,500
3-0000-38.9900	PRIOR YEAR REVENUE	428,735	0	850000	1,278,735
TOTAL MISCELLANEOUS REVENUE		953,835	196,574	935,500	1,889,335
OTHER FINANCIAL SOURCES					
3-0000-39.1000	TRANSFER IN - HOTEL MOTEL	0	0		0
3-0000-39.1001	ARPA FUND - TRANSFER IN	0	0		0

General Fund (100) FY 2024 Proposed					
		Rev FY 23	YTD	Change	FY 2024 Draft
3-0000-39.1100	OPERATING TRANSFERS	0	0		0
3-0000-39.1210	ADMIN FEE - WATER TRANSFER IN	450000	127500	-75000	375,000
3-0000-39.1220	ADMIN FEE - SEWER TRANSFER IN	455000	265000.02	-75000	380,000
3-0000-39.1230	ADMIN FEE - SANIT TRANSFER IN	10000	4999.98	15000	25,000
3-0000-39.1240	ADMIN FEE - STORM TRANSFER IN	40000	31000.02	15000	55,000
3-0000-39.1250	ADMIN FEE - H/M TRANSFER IN	105000	52500	-15000	90,000
3-0000-88.8888	DEBT PROCEEDS	0	0		0
TOTAL OTHER FINANCIAL SOURCES		1,060,000	481,000	-135,000	925,000
TOTAL NON DEPARTMENTAL		9,892,285	5,545,914	2,582,240	12,474,525
TOTAL REVENUES		9,892,285	5,545,914	2,582,240	12,474,525
Department 1110 - Elected Officials					
PERSONAL SVC & EMP BEN					
5-1110-51.1150	MAYOR SALARY	10800	9000	7200	18,000
5-1110-51.1155	COUNCIL SALARY	50400	42000	21600	72,000
5-1110-51.2200	FICA (SOCIAL SECURITY)	1000	739.5	500	1,500
5-1110-51.2400	RETIREMENT	30,000	25,768	5,000	35,000
5-1110-51.2750	UNEMPLOYMENT TAX - GEORGIA	500	253	500	1,000
TOTAL PERSONAL SVC & EMP BEN		92,700	77,760	34800	127,500
PURCHASED/CONTRACTED SVC					
5-1110-52.1200	PROFESSIONAL SERVICES	1,000	-		1,000
5-1110-52.1230	LEGAL	2,500	-		2,500
5-1110-52.1301	TECHNICAL - SOFTWARE	15,000	12,464	2,500	17,500
5-1110-52.1302	TECHNICAL - HARDWARE	2,000	-	(1,000)	1,000
5-1110-52.3100	RISK MANAGEMENT INSURANCE	17,500	12,667		17,500
5-1110-52.3200	COMMUNICATIONS-CELL PHONES	500	209		500
5-1110-52.3220	NETWORK/TELEPHONE	500	-	(250)	250
5-1110-52.3310	PUBLIC NOTICES	1,000	2,142	1,500	2,500
5-1110-52.3500	TRAVEL MILEAGE REIMBURSEMENT	4,000	1,620		4,000
5-1110-52.3600	DUES & FEES	500	348		500
5-1110-52.3700	EDUCATION & TRAINING	-	21		-
5-1110-52.3701	EDUCATION & TRAINING - MAYOR	4,500	-		4,500

General Fund (100) FY 2024 Proposed					
		Rev FY 23	YTD	Change	FY 2024 Draft
5-1110-52.3702	EDUCATION & TRAINING - TAYLOR	3,750	475	250	4,000
5-1110-52.3703	EDUCATION & TRAINING - GREER	3,750	1,071	250	4,000
5-1110-52.3707	EDUCATION & TRAINING - BOONE	3,750	3,073	250	4,000
5-1110-52.3709	EDUCATION & TRAINING BREEDLOVE	3,750	1,172	250	4,000
5-1110-52.3710	EDUCATION & TRAINING - NEWLY E	-	-		-
5-1110-52.3711	EDUCATION&TRAINING-SHEAROUSE	3,750	655	250	4,000
5-1110-52.3712	EDUCATION & TRAINING-WILLIAMS	3,750	2,198	250	4,000
5-1110-52.3720	LEADERSHIP HENRY SCHOLARSHIP	-	800	200	200
5-1110-52.3750	MTGS & CONF (RETREATS /HCMA)	33,500	16,782		33,500
TOTAL PURCHASED/CONTRACTED S		105,000	55,697	4,450	109,450
SUPPLIES					
5-1110-53.1105	OFFICE SUPPLIES	500	-		500
5-1110-53.1785	UNIFORMS	1,000	-		1,000
TOTAL SUPPLIES		1,500	-	0	1,500
CAPITAL OUTLAY					
5-1110-54.2450	COMP HARDWARE/SERVER CAPITAL	1,500	1,603	500	2,000
TOTAL CAPITAL OUTLAY		1,500	0		1,500
TOTAL ELECTED OFFICIALS		200,700	133,458	39,250	239,950
Administration (100-1510)					
PERSONAL SVC & EMP BEN					
5-1510-51.1100	REGULAR EMPLOYEES	806,250	567,743	73,750	880,000
5-1510-51.1300	OVERTIME	2,000	1,405	45,000	47,000
5-1510-51.2100	GROUP INSURANCE	92,500	98,119	1,500	94,000
5-1510-51.2200	FICA (SOCIAL SECURITY)	9,000	8,123	20,000	29,000
5-1510-51.2400	RETIREMENT	55,000	55,134		55,000
5-1510-51.2700	WORKER'S COMPENSATION	25,000	25,781		25,000
5-1510-51.2750	UNEMPLOYMENT TAX - GEORGIA	2,000	75		
TOTAL PERSONAL SVC & EMP BEN		991,750	756,379	180000	1,171,750
PURCHASED/CONTRACTED SVC					

General Fund (100) FY 2024 Proposed					
		Rev FY 23	YTD	Change	FY 2024 Draft
5-1510-52.1200	PROFESSIONAL	25,000	13,762		25,000
5-1510-52.1220	AUDITING	65,000	65,365		65,000
5-1510-52.1230	LEGAL	60,000	56,101		60,000
5-1510-52.1300	TECHNICAL SERVICES	-	-	15,000	15,000
5-1510-52.1301	TECHNICAL - SOFTWARE	135,000	159,772	-	135,000
5-1510-52.1302	TECHNICAL - HARDWARE	25,000	4,232		25,000
5-1510-52.1400	DRUG & MEDICAL	500	210	-	500
5-1510-52.2210	AUTO/TRUCK EXP	7,500	1,241	-	7,500
5-1510-52.2211	AUTO GAS & FUEL	5,000	4,625		5,000
5-1510-52.2212	CAR ALLOWANCE	3,000	2,500	-	3,000
5-1510-52.2240	BUILDING & GROUNDS	50,000	21,236	(5,000)	45,000
5-1510-52.2245	RENTAL PROP - REPAIRS	12,500	1,424		12,500
5-1510-52.2250	OTHER EQUIP. REPAIRS/MAINT	12,000	8,401		12,000
5-1510-52.2320	RENTAL OF EQUIPMENT & VEHICLE	5,000	1,621	(5,000)	-
5-1510-52.3100	RISK MANAGEMENT INSURANCE	30,000	18,096		30,000
5-1510-52.3200	COMMUNICATIONS-CELL PHONES	2,000	2,413		2,000
5-1510-52.3205	INTERNET	-	-		-
5-1510-52.3220	NETWORK/TELEPHONE	80,000	61,056		80,000
5-1510-52.3300	ADVERTISING	2,000	1,200	1,000	3,000
5-1510-52.3310	PUBLIC NOTICES	2,500	2,895		2,500
5-1510-52.3500	TRAVEL MILEAGE REIMBURSEMENT	2,500	1,379	1,000	3,500
5-1510-52.3600	DUES & FEES	6,500	6,360		6,500
5-1510-52.3700	EDUCATION & TRAINING	15,000	2,947		15,000
5-1510-52.3750	MEETINGS & CONFERENCE	8,000	2,360		8,000
5-1510-52.3851	CONTRACTED SVCS - CITY HALL	20,000	21,701		20,000
5-1510-52.3852	COPIER LEASE	-	2,306		
5-1510-52.3855	CONTRACTS & SPONSORSHIPS	10,000	2,423		
5-1510-52.3970	POSTAGE	25,000	20,168		
TOTAL PURCHASED/CONTRACTED SVC		567,500	460,897	187,000	754,500
SUPPLIES					
5-1510-53.1107	BANK & CREDIT CARD CHARGES	25,000	16,504		25,000
5-1510-53.1108	CHECK FRAUD PROVISION	-	-		-

General Fund (100) FY 2024 Proposed					
		Rev FY 23	YTD	Change	FY 2024 Draft
5-1510-53.1160	OPERATING EQUIPMENT	1,000	336		1,000
5-1510-53.1161	GIFTS & FLOWERS	4,000	1,042		4,000
5-1510-53.1164	COVID-19 SUPPLIES	-	-		-
5-1510-53.1165	DISASTER RELIEF SUPPLIES	500	-		500
5-1510-53.1205	UTILITIES	50,000	46,600		50,000
5-1510-53.1210	STORMWATER FEES	1,500	-		1,500
5-1510-53.1700	OTHER SUPPLIES	7,000	3,845		7,000
5-1510-53.1728	MAYORS MOTORCADE	1,200	-	500	1,700
5-1510-53.1729	CITY EVENTS	10,000	890	(30,000)	(20,000)
5-1510-53.1785	UNIFORMS	2,500	1,487		2,500
5-1510-53.1790	ELECTION EXPENSE	35,000	32,536		
5-1510-53.1795	MISCELLANEOUS	-	-		
TOTAL SUPPLIES		197,700	70,704	-29,500	168,200
CAPITAL OUTLAY					
5-1510-54.1100	ACQUISTION OF PROPERTY	-	0		-
5-1510-54.1310	RENOVATIONS TO CITY HALL	50,000	0	(15,000)	35,000
5-1510-54.2200	VEHICLES	25,000	0		25,000
5-1510-54.2300	FURNITURE & FIXTURES	150,000	12,191	(100,000)	50,000
5-1510-54.2400	COMPUTERS	5,000	7,111		5,000
TOTAL CAPITAL OUTLAY		355,000	19,302	-74,000	281,000
DEPRECIATION & AMORT					
5-1510-54.2450	COMP HARDWARE/SERVER CAPITAL	-	142,295		-
TOTAL DEPRECIATION & AMORT		-	142,295	0	0
PAYMENT TO OTHERS					
5-1510-54.2500	EQUIPMENT	17,500	2,975		17,500
TOTAL PAYMENT TO OTHERS		17,500	0		17,500
TOTAL ADMINISTRATION		2,142,450	1,449,577	163,500	2,305,950
Municipal Court (100-2650)					
PERSONAL SVC & EMP BEN					

General Fund (100) FY 2024 Proposed					
		Rev FY 23	YTD	Change	FY 2024 Draft
5-2650-51.1100	REGULAR EMPLOYEES	110,500	79,393	25,000	135,500
5-2650-51.1158	JUDGE SALARY	25,000	17,000	2,500	27,500
5-2650-51.1300	OVERTIME	500	481		500
5-2650-51.2100	GROUP INSURANCE	13,500	19,094	13,500	27,000
5-2650-51.2200	FICA (SOCIAL SECURITY)	1,500	1,113		1,500
5-2650-51.2400	RETIREMENT	11,000	10,202	2,500	13,500
5-2650-51.2500	TUITION REIMBURSEMENTS	-	-		-
5-2650-51.2700	WORKER'S COMPENSATION	3,500	3,033	500	4,000
5-2650-51.2750	UNEMPLOYMENT TAX - GEORGIA	250	88		250
TOTAL PERSONAL SVC & EMP BEN		165,750	130,405	44,000	209,750
PURCHASED/CONTRACTED SVC					
5-2650-52.1230	LEGAL	4,000	-		4,000
5-2650-52.1260	SOLICITOR	22,000	12,911		22,000
5-2650-52.1261	PUBLIC DEFENDER	15,000	9,900		15,000
5-2650-52.1300	TECHNICAL SERVICES	-	-		-
5-2650-52.1301	TECHNICAL - SOFTWARE	20,000	27,974	12,500	32,500
5-2650-52.1302	TECHNICAL - HARDWARE	2,500	536	(500)	2,000
5-2650-52.1400	DRUG & MEDICAL	200	120		200
5-2650-52.2210	AUTO / TRUCK EXPENSE	-	-		-
5-2650-52.2211	AUTO / TRUCK FUEL	-	71		-
5-2650-52.2250	OTHER EQUIP. REPAIRS/MAINT	-	-		-
5-2650-52.3100	RISK MANAGEMENT INSURANCE	5,000	1,810	(2,000)	3,000
5-2650-52.3200	COMMUNICATIONS-CELL PHONES	500	209		500
5-2650-52.3205	INTERNET	1,000	-		1,000
5-2650-52.3310	PUBLIC NOTICES	100	-	-	100
5-2650-52.3500	TRAVEL-MILEAGE REIMBURSEMENT	400	-	100	500
5-2650-52.3600	DUES & FEES	400	148	100	500
5-2650-52.3700	EDUCATION & TRAINING	3,500	400		3,500
5-2650-52.3852	COPIER LEASE	-	501	1,000	1,000
5-2650-52.3970	POSTAGE	1,000	300		1,000
5-2650-52.3995	COURT COST-SUBPEONAS	200	24		200
TOTAL PURCHASED/CONTRACTED SVC		75,800	54,079	57,000	132,800
SUPPLIES					

General Fund (100) FY 2024 Proposed					
		Rev FY 23	YTD	Change	FY 2024 Draft
5-2650-53.1105	OFFICE SUPPLIES	2,500	726		2,500
5-2650-53.1107	BANK & CREDIT CARD CHARGES	18,000	-		18,000
5-2650-53.1160	OPERATING EQUIPMENT	500	274		500
5-2650-53.1700	OTHER SUPPLIES	1,000	33		1,000
5-2650-53.1785	UNIFORMS	600	300		600
5-2650-53.1786	BOOT ALLOWANCE	-	-		-
5-2650-53.1795	MISCELLANEOUS	-	-		-
TOTAL SUPPLIES		22,600	1,033	58,200	80,800
CAPITAL OUTLAY					
5-2650-53.1785	UNIFORMS	-	300		-
5-2650-53.1786	BOOT ALLOWANCE	-	0		-
5-2650-53.1795	MISCELLANEOUS	1,500	0		1,500
5-2650-54.2200	VEHICLES	7,500	0		7,500
5-2650-54.2300	FURNITURE & FIXTURES	5,000	0		5,000
5-2650-54.2400	COMPUTERS	250	0		250
5-2650-54.2420	PAPERLESS COURT SYSTEM	1,000	0		1,000
TOTAL CAPITAL OUTLAY		15,250	300	58,200	73,450
DEPRECIATION & AMORT					
5-2650-54.2450	COMP HARDWARE/COURTWARE	-	458		0
TOTAL DEPRECIATION & AMORT		-	0	-	0
PAYMENT TO OTHERS					
5-2650-54.2500	EQUIPMENT COMMUNITY SERV	31,250	0	4750	36,000
5-2650-54.2550	EQUIPMENT - COURT	5,000	0	500	5,500
5-2650-56.1000	DEPRECIATION	15,500	0	1000	16,500
5-2650-57.2000	JAIL CONSTRUCTION	35,000	33,063	4000	39,000
5-2650-57.2100	GEORGIA CRIME VICTIMS	29,000	2,859		29,000
5-2650-57.2110	VICTIMS ASSISTANCE FUND	2,000	15,806		2,000
5-2650-57.2120	POLICE OFFICERS A & B FUND	750	41,559		750
5-2650-57.2130	POLICE /PROSCUTOR TRAINING	32,500	27,156	2500	35,000
5-2650-57.2150	SPINAL INJURY TRUST FUND	6,500	555		6,500

General Fund (100) FY 2024 Proposed					
		Rev FY 23	YTD	Change	FY 2024 Draft
5-2650-57.2160	GBI CRIME LAB	5,000	25		5,000
5-2650-57.2170	INDIGENT DEFENSE -POTFIOF	4,000	32,475	1000	5,000
TOTAL PAYMENT TO OTHERS		166,500	153,498	13,750	180,250
TOTAL MUNICIPAL COURT		370,100	285,236	174,150	544,250
Police (100 - 3230)					
PERSONAL SVC & EMP BEN					
5-3230-51.1100	REGULAR EMPLOYEES	2,067,500	1,463,382	248000	2,315,500
5-3230-51.1300	OVERTIME	60,000	47,648	30000	90,000
5-3230-51.2100	GROUP INSURANCE	340,000	374,912	74000	414,000
5-3230-51.2200	FICA (SOCIAL SECURITY)	23,000	20,115	7500	30,500
5-3230-51.2400	RETIREMENT	120,000	133,791	95000	215,000
5-3230-51.2500	TUITION REIMBURSEMENTS	-	-		
5-3230-51.2700	WORKER'S COMPENSATION	45,500	45,090	10000	
5-3230-51.2750	UNEMPLOYMENT TAX - GEORGIA	3,500	156		
TOTAL PERSONAL SVC & EMP BEN		2,659,500	2,085,095	464,500	3,124,000
PURCHASED/CONTRACTED SVC					
5-3230-51.2500	TUITION REIMBURSEMENTS	-	-		0
5-3230-51.2700	WORKER'S COMPENSATION	45,500	45,090	4500	50,000
5-3230-51.2750	UNEMPLOYMENT TAX - GEORGIA	3,500	156	-500	3,000
5-3230-52.1230	LEGAL	5,000	733	0	5,000
5-3230-52.1300	TECHNICAL SERVICES	-	-		0
5-3230-52.1301	TECHNICAL - SOFTWARE	70,000	129,805	50000	120,000
5-3230-52.1302	TECHNICAL - HARDWARE	80,000	49,419	-25000	55,000
5-3230-52.1400	DRUG & MEDICAL	2,000	2,345	1000	3,000
5-3230-52.2210	AUTO/TRUCK EXPENSES	30,000	49,039	20000	50,000
5-3230-52.2211	AUTO GAS & FUEL	70,000	63,867	12000	82,000
5-3230-52.2240	BUILDING & GROUNDS	27,500	21,821	2500	30,000
5-3230-52.2250	OTHER EQUIP. REPAIRS/MAINT	3,500	2,866		3,500
5-3230-52.3100	RISK MANAGEMENT INSURANCE	45,000	54,289		45,000
5-3230-52.3200	COMMUNICATIONS-CELL PHONES	27,500	27,784		27,500
5-3230-52.3201	TELEPHONE	-	-		0

General Fund (100) FY 2024 Proposed					
		Rev FY 23	YTD	Change	FY 2024 Draft
5-3230-52.3205	INTERNET	-	-		0
5-3230-52.3220	NETWORK/TELEPHONE	15,000	12,037		15,000
5-3230-52.3300	ADVERTISING	1,500	122		1,500
5-3230-52.3500	TRAVEL MILEAGE REIMBURSEMENT	1,000	-		1,000
5-3230-52.3600	DUES & FEES	3,000	2,113		3,000
5-3230-52.3700	EDUCATION & TRAINING	6,500	5,428		6,500
5-3230-52.3750	MEETINGS & CONFERENCE	12,000	3,809		12,000
5-3230-52.3850	CONTRACT LABOR	-	-		0
5-3230-52.3851	CONTRACTED SVCS - PSB	25,000	15,846		25,000
5-3230-52.3852	COPIER LEASE	-	1,318	2000	2,000
5-3230-52.3950	TASK FORCE EXPENSES	-	-		0
5-3230-52.3970	POSTAGE	2,000	478		2,000
5-3230-52.3980	INVESTIGATIONS	-	-		0
TOTAL PURCHASED/CONTRACTED SVC		475,500	488,363	66,500	542,000
SUPPLIES					
5-3230-53.1105	OFFICE SUPPLIES	3,500	1,924		3,500
5-3230-53.1107	BANK & CREDIT CARD CHARGES	22,500	69	0	22,500
5-3230-53.1150	OPERATING SUPPLIES	4,500	5,396	5500	10,000
5-3230-53.1160	OPERATING EQUIPMENT	25,000	107,407	100000	125,000
5-3230-53.1170	COPS EXPENSE	5,000	2,062		5,000
5-3230-53.1205	UTILITIES	30,000	21,410		30,000
5-3230-53.1210	STORMWATER FEES	1,000	-		1,000
5-3230-53.1700	OTHER SUPPLIES	4,000	3,340		4,000
5-3230-53.1785	UNIFORMS	26,000	16,349	4000	30,000
5-3230-53.1795	MISCELLANEOUS	-	-		0
TOTAL SUPPLIES		121,500	157,957	109,500	231,000
CAPITAL OUTLAY					
5-3230-54.1310	PUBLIC SAFETY BUILDING	5,000	-	0	5,000
5-3230-54.2200	VEHICLES	155,000	181,268	0	155,000
5-3230-54.2300	FURNITURE & FIXTURES	5,000	-	5,000	10,000
5-3230-54.2400	COMPUTERS	10,000	7,224	0	10,000
5-3230-54.2450	COMP HARDWARE/SERVER CAPITAL	10,000	6,183	0	10,000

General Fund (100) FY 2024 Proposed					
		Rev FY 23	YTD	Change	FY 2024 Draft
5-3230-54.2500	EQUIPMENT	117,500	13,881	-90,000	27,500
TOTAL CAPITAL OUTLAY		302,500	208,556	-85,000	217,500
INTERFUND CHARGES					
5-3230-55.2300	JUDGEMENTS	6,000	-		6,000
TOTAL INTERFUND CHARGES		6,000	0	0	6,000
DEPRECIATION & AMORT					
5-3230-56.1000	DEPRECIATION	-	-		0
TOTAL DEPRECIATION & AMORT		-	-	-	0
PAYMENT TO OTHERS					
5-3230-57.9000	CONTINGENCIES	11,000	-	4,000	15,000
TOTAL PAYMENT TO OTHERS		11,000	0	4,000	15,000
DEBT SERVICE					
5-3230-58.1204	PD INCODE SOFTWARE PRINCIPAL	-	-		0
5-3230-58.1205	LEASE BUILDING FOR SQUAD RM	-	-		0
5-3230-58.2204	PD INCODE SOFTWARE INTEREST	-	-		0
TOTAL DEBT SERVICE		0	0	0	0
TOTAL POLICE DEPARTMENT		3,576,000	2,939,971	559,500	4,135,500
Street Maintenance (100 - 4210)					
PERSONAL SVC & EMP BEN					
5-4210-51.1100	REGULAR EMPLOYEES	700,000	510,917	165,000	865,000
5-4210-51.1200	SEASONAL EMPLOYEES	-	-		0
5-4210-51.1300	OVERTIME	15,500	10,224	5,000	20,500
5-4210-51.2100	GROUP INSURANCE	139,000	132,033	41,000	180,000
5-4210-51.2200	FICA (SOCIAL SECURITY)	7,500	7,388	2,500	10,000
5-4210-51.2400	RETIREMENT	60,000	52,996	27,500	87,500
5-4210-51.2700	WORKER'S COMPENSATION	21,000	19,010	5,000	26,000
5-4210-51.2750	UNEMPLOYMENT TAX - GEORGIA	2,500	362	500	3,000
TOTAL PERSONAL SVC & EMP BEN		945,500	732,930	246,500	1,192,000

General Fund (100) FY 2024 Proposed					
		Rev FY 23	YTD	Change	FY 2024 Draft
PURCHASED/CONTRACTED SVC					
5-4210-52.1200	PROFESSIONAL	1,000	-		1,000
5-4210-52.1230	LEGAL	500	-		500
5-4210-52.1250	ENGINEERING	25,000	3,000		25,000
5-4210-52.1300	TECHNICAL SERVICES	-	-		0
5-4210-52.1301	TECHNICAL - SOFTWARE	22,500	6,070	-7,500	15,000
5-4210-52.1302	TECHNICAL - HARDWARE	2,000	241		2,000
5-4210-52.1400	DRUG & MEDICAL	1,500	1,611	500	2,000
5-4210-52.2210	AUTO/TRUCK EXPENSES	15,000	16,539	5,000	20,000
5-4210-52.2211	AUTO GAS & FUEL	25,000	16,936		25,000
5-4210-52.2240	BUILDING & GROUNDS	10,000	7,564		10,000
5-4210-52.2250	OTHER EQUIP. REPAIRS/MAINT	15,000	29,569	15,000	30,000
5-4210-52.2260	STREET MAINTENANCE & PAVING	50,000	28,064		50,000
5-4210-52.2320	RENTAL OF EQUIPMENT & VEHICLE	17,500	3,147		17,500
5-4210-52.3100	RISK MANAGEMENT INSURANCE	31,500	30,764	3,500	35,000
5-4210-52.3200	COMMUNICATIONS-CELL PHONES	8,500	7,245	500	9,000
5-4210-52.3201	TELEPHONE	-	-	500	500
5-4210-52.3205	INTERNET	4,000	-	-2,000	2,000
5-4210-52.3310	PUBLIC NOTICES	200	-		200
5-4210-52.3600	DUES & FEES	2,500	1,054		2,500
5-4210-52.3700	EDUCATION & TRAINING	2,000	547		2,000
5-4210-52.3750	MEETINGS & CONFERENCE	750	2,325	2,000	2,750
5-4210-52.3852	COPIER LEASE	-	-	1,250	1,250
5-4210-52.3940	TREE MAINTENANCE	35,000	34,576	5,000	40,000
TOTAL PURCHASED/CONTRACTED SVC		269,450	189,251	23,750	293,200
SUPPLIES					
5-4210-53.1105	OFFICE SUPPLIES	1,500	185		1,500
5-4210-53.1150	OPERATING SUPPLIES	12,500	12,622	4,500	17,000
5-4210-53.1160	OPERATING EQUIPMENT	10,500	6,378	1,500	12,000
5-4210-53.1205	UTILITIES	33,000	4,842	-13,000	20,000
5-4210-53.1210	STORMWATER FEES	2,000	-		2,000
5-4210-53.1225	STREET LIGHTS	117,500	89,052	-7,500	110,000

General Fund (100) FY 2024 Proposed					
		Rev FY 23	YTD	Change	FY 2024 Draft
5-4210-53.1230	STREET LIGHT DISTRICT SVCS	25,000	27,980	8,500	33,500
5-4210-53.1700	OTHER SUPPLIES	3,000	1,704		3,000
5-4210-53.1720	CHRISTMAS DECORATIONS	5,000	3,824	0	5,000
5-4210-53.1725	SIGNALS STRT SIGNS MARKINGS	30,000	42,038	25,000	55,000
5-4210-53.1775	REPAIR DAMAGE PROPERTY	10,000	11,867	2,500	12,500
5-4210-53.1776	RAILROAD CROSSING IMPROVEMENTS	-	22,314	100,000	100,000
5-4210-53.1785	UNIFORMS	15,000	13,165	5,000	20,000
5-4210-53.1786	BOOT ALLOWANCE	1,000	-	4,000	5,000
5-4210-53.1795	MISCELLANEOUS	-	-		0
TOTAL SUPPLIES		308,500	188,626	130,500	439,000
CAPITAL OUTLAY					
New Account	ROW Acquisition	0	0	1200000	1,200,000
5-4210-54.1401	BILL GRDNR PKWY/SR 42 IMPROVE	-	-		0
5-4210-54.1405	STATE LMIG PAVING	200,000	-		200,000
5-4210-54.1406	HENRY CO. HWY MAINT.	-	-		0
5-4210-54.1407	SIGNALS & INTERSECTIONS	-	-	100,000	100,000
5-4210-54.2200	VEHICLES	50,000	44,466	40,000	90,000
5-4210-54.2300	FURNITURE & FIXTURES	1,500	-		1,500
5-4210-54.2400	COMPUTER	-	-	1,500	1,500
5-4210-54.2450	COMP HARDWARE/SERVER CAPITAL	5,000	3,206		5,000
5-4210-54.2500	EQUIPMENT	55,000	19,917	20,000	75,000
5-4210-54.2700	SECURITY SYSTEM	-	-		0
TOTAL CAPITAL OUTLAY		311,500	67,588	1,361,500	1,673,000
DEPRECIATION & AMORT					
5-4210-56.1000	DEPRECIATION	-	-		0
TOTAL DEPRECIATION & AMORT		0	0	0	0
PAYMENT TO OTHERS					
5-4210-57.3100	CLAIMS	-	-		0
5-4210-57.9000	CONTINGENCIES	5,000	-	5,000	10,000
TOTAL PAYMENT TO OTHERS		5,000	0	5,000	10,000
TOTAL STREET DEPARTMENT		1,839,950	1,178,396	1,767,250	3,607,200

General Fund (100) FY 2024 Proposed					
		Rev FY 23	YTD	Change	FY 2024 Draft
Fleet Maintenance (100 -4220)					
PERSONAL SVC & EMP BEN					
5-4220-51.1100	REGULAR EMPLOYEES	46,500	36,588	3,500	50,000
5-4220-51.1300	OVERTIME	1,000	1,292	500	1,500
5-4220-51.2100	GROUP INSURANCE	3,000	4		3,000
5-4220-51.2200	FICA (SOCIAL SECURITY)	500	549	500	1,000
5-4220-51.2400	RETIREMENT	3,000	3,986	3,000	6,000
5-4220-51.2500	TUITION REIMBURSEMENTS	-	-		0
5-4220-51.2700	WORKER'S COMPENSATION	2,000	1,313	500	2,500
5-4220-51.2750	UNEMPLOYMENT TAX - GEORGIA	250	-	250	500
TOTAL PERSONAL SVC & EMP BEN		56,250	43,732	8,250	64,500
PURCHASED/CONTRACTED SVC					
5-4220-52.1300	TECHNICAL SERVICES	-	-		0
5-4220-52.1400	DRUG & MEDICAL	125	-		125
5-4220-52.2210	AUTO/TRUCK EXPENSES	1,750	106	-750	1,000
5-4220-52.2211	AUTO GAS & FUEL	750	89	-250	500
5-4220-52.2240	BUILDING & GROUNDS	5,000	2,343		5,000
5-4220-52.2250	OTHER EQUIP. REPAIRS/MAINT	3,000	-		3,000
5-4220-52.3100	RISK MANAGEMENT INSURANCE	2,500	1,810		2,500
5-4220-52.3200	COMMUNICATIONS-CELL PHONES	250	-		250
5-4220-52.3205	INTERNET	-	-		0
5-4220-52.3600	DUES & FEES	200	50		200
5-4220-52.3700	EDUCATION & TRAINING	1,000	24		1,000
5-4220-52.3851	REPAIR SERVICES	30,000	-	-7,500	22,500
TOTAL PURCHASED/CONTRACTED SVC		44,575	4,422	-8,500	36,075
SUPPLIES					
5-4220-53.1150	OPERATING SUPPLIES	10,000	18,474	15,000	25,000
5-4220-53.1160	OPERATING EQUIPMENT	5,000	5,293	2,500	7,500
5-4220-53.1205	UTILITIES	2,000	-		2,000
5-4220-53.1700	OTHER SUPPLIES	1,500	1,491	500	2,000

General Fund (100) FY 2024 Proposed					
		Rev FY 23	YTD	Change	FY 2024 Draft
5-4220-53.1785	UNIFORMS	400	477	250	650
5-4220-53.1786	BOOT ALLOWANCE	120	-	30	150
5-4220-53.1795	MISCELLANEOUS	-	-		0
5-4220-53.2320	RENTAL OF EQUIPMENT & VEHICLE	500	-		500
TOTAL SUPPLIES		19,520	25,735	18,280	37,800
CAPITAL OUTLAY					
5-4220-54.2100	MACHINERY	1,000	-		1,000
5-4220-54.2200	VEHICLES	-	-		0
5-4220-54.2300	FURNITURE & FIXTURES	1,000	-		1,000
5-4220-54.2400	COMPUTER	-	-	1,500	1,500
5-4220-54.2450	COMP HARDWARE/SERVER CAPITAL	500	351		500
5-4220-54.2500	EQUIPMENT	500	-		500
TOTAL CAPITAL OUTLAY		3,000	351	1,500	4,500
DEPRECIATION & AMORT					
5-4220-56.1000	DEPRECIATION	-	-		0
TOTAL DEPRECIATION & AMORT		-	-	-	0
PAYMENT TO OTHERS					
5-4220-57.9000	CONTINGENCIES	750	-	750	1,500
TOTAL PAYMENT TO OTHERS		750	0	750	1,500
TOTAL FLEET MAINTENANCE		124,095	74,240	20,280	144,375
Parks and Recreation (100 -6220)					
PERSONAL SVC & EMP BEN					
5-6220-51.1100	REGULAR EMPLOYEES	25,000	-	12,500	37,500
5-6220-51.1300	OVERTIME	500	-	1,000	1,500
5-6220-51.2100	GROUP INSURANCE	2,000	-	2,500	4,500
5-6220-51.2200	FICA (SOCIAL SECURITY)	200	-	300	500
5-6220-51.2400	RETIREMENT	500	-	3,000	3,500
5-6220-51.2500	TUITION REIMBURSEMENTS	-	-		0
5-6220-51.2700	WORKER'S COMPENSATION	500	-	250	750

General Fund (100) FY 2024 Proposed					
		Rev FY 23	YTD	Change	FY 2024 Draft
5-6220-51.2750	UNEMPLOYMENT TAX - GEORGIA	200	-	100	300
TOTAL PERSONAL SVC & EMP BEN		28,900	0	19,650	48,550
PURCHASED/CONTRACTED SVC					
5-6220-52.1301	TECHNICAL SOFTWARE	-	360	1,000	1,000
5-6220-52.2200	REPAIR & MAINTENANCE	-	5,844	15,000	15,000
5-6220-52.2240	BUILDING & GROUNDS	18,500	8,898	10,000	28,500
5-6220-52.3100	RISK MANAGEMENT INSURANCE	1,000	-		1,000
5-6220-52.3220	NETWORK/TELEPHONE	1,500	2,794	3,500	5,000
TOTAL PURCHASED/CONTRACTED SVC		21,000	17,896	29,500	50,500
SUPPLIES					
5-6220-53.1205	UTILITIES	25,000	21,496	5,000	30,000
5-6220-53.1210	STORMWATER FEES	5,000	-		5,000
5-6220-53.1600	OPERATING SUPPLIES	2,500	959		2,500
5-6220-53.1700	OTHER SUPPLIES	2,000	1,332		2,000
TOTAL SUPPLIES		34,500	23,787	5,000	39,500
CAPITAL OUTLAY					
5-6220-54.1100	REPAIRS & MAINTENANCE	1,000	-		1,000
5-6220-54.1101	TANGER PARK	2,500	-	5,000	7,500
5-6220-54.1300	BUILDINGS	2,500	-	2,500	5,000
5-6220-54.2500	EQUIPMENT	-	-	1,000	1,000
TOTAL CAPITAL OUTLAY		6,000	0	8,500	14,500
TOTAL PARKS & RECREATION		90,400	41,682	62,650	153,050
Community Development (7220)					
PERSONAL SVC & EMP BEN					
5-7220-51.1100	REGULAR EMPLOYEES	537,000	437,166	75,000	612,000
5-7220-51.1300	OVERTIME	750	-	750	1,500
5-7220-51.2100	GROUP INSURANCE	62,500	77,541	37,500	100,000
5-7220-51.2200	FICA (SOCIAL SECURITY)	6,000	6,129	1,200	7,200
5-7220-51.2400	RETIREMENT	30,000	32,519	25,000	55,000

General Fund (100) FY 2024 Proposed					
		Rev FY 23	YTD	Change	FY 2024 Draft
5-7220-51.2700	WORKER'S COMPENSATION	10,000	10,819	2,000	12,000
5-7220-51.2750	UNEMPLOYMENT TAX - GEORGIA	1,000	20	0	1,000
TOTAL PERSONAL SVC & EMP BEN PURCHASED/CONTRACTED SVC		647,250	564,194	141,450	788,700
5-7220-52.1200	PROFESSIONAL	50,000	13,767	-15,000	35,000
5-7220-52.1230	LEGAL	5,000	2,727		5,000
5-7220-52.1250	ENGINEERING	17,500	5,211		17,500
5-7220-52.1300	TECHNICAL SERVICES	-	-		0
5-7220-52.1301	TECHNICAL - SOFTWARE	80,000	139,509	20,000	100,000
5-7220-52.1302	TECHNICAL - HARDWARE	5,000	-		5,000
5-7220-52.1400	DRUG & MEDICAL	250	-		250
5-7220-52.2210	AUTO/TRUCK EXPENSES	1,500	920		1,500
5-7220-52.2211	AUTO GAS & FUEL	6,000	5,050	1,000	7,000
5-7220-52.2250	OTHER EQUIP. REPAIRS/MAINT	7,000	5,531		7,000
5-7220-52.3100	RISK MANAGEMENT INSURANCE	10,000	14,477	7,500	17,500
5-7220-52.3200	COMMUNICATIONS-CELL PHONES	3,500	4,034	1,500	5,000
5-7220-52.3201	TELEPHONE	500	-		500
5-7220-52.3205	INTERNET	1,500	-		1,500
5-7220-52.3310	PUBLIC NOTICES	4,000	2,539	-500	3,500
5-7220-52.3600	DUES & FEES	1,500	613		1,500
5-7220-52.3700	EDUCATION & TRAINING	7,500	339	-2,500	5,000
5-7220-52.3850	CONTRACT LABOR	275,000	252,483		275,000
5-7220-52.3852	COPIER LEASE	-	1,723	2,500	2,500
5-7220-52.3900	ABATEMENT	12,500	-	2,500	15,000
5-7220-52.3970	POSTAGE	1,000	326		1,000
TOTAL PURCHASED/CONTRACTED SVC		489,250	449,250	17,000	506,250
SUPPLIES					
5-7220-53.1105	OFFICE SUPPLIES	6,500	5,515		6,500
5-7220-53.1107	BANK & CREDIT CARD CHARGES	16,000	10,129		16,000
5-7220-53.1160	OPERATING EQUIPMENT	1,000	-		1,000
5-7220-53.1700	OTHER SUPPLIES	-	125		0
5-7220-53.1785	UNIFORMS	3,000	633	0	3,000

General Fund (100) FY 2024 Proposed					
		Rev FY 23	YTD	Change	FY 2024 Draft
5-7220-53.1786	BOOT ALLOWANCE	240	150	60	300
5-7220-53.1795	MISCELLANEOUS	-	-		0
TOTAL SUPPLIES		26,740	16,551	60	26,800
CAPITAL OUTLAY					
5-7220-54.2200	VEHICLES	-	-		0
5-7220-54.2300	FURNITURE & FIXTURES	5,000	1,945	-2,500	2,500
5-7220-54.2400	COMPUTERS	5,000	-		5,000
5-7220-54.2450	COMPUTER MAINTENANCE	5,000	4,032		5,000
5-7220-54.2500	EQUIPMENT	7,000	6,182	500	7,500
TOTAL CAPITAL OUTLAY		22,000	12,159	-2,000	20,000
DEPRECIATION & AMORT					
5-7220-56.1000	DEPRECIATION	-	-		0
TOTAL DEPRECIATION & AMORT		0	0	0	0
PAYMENT TO OTHERS					
5-7220-57.9000	CONTINGENCIES	1,500	-	1,000	2,500
TOTAL PAYMENT TO OTHERS		1,500	0	1,000	2,500
TOTAL COMMUNITY DEVELOPMENT		1,186,740	1,042,154	157,510	1,344,250
TOTAL EXPENDITURES		9,530,435	7,144,713	2,944,090	12,474,525
REVENUE OVER/(UNDER) EXPENDITURES		0	-1,598,799	-361,850	0

Confiscated Assets Fund 210						
		FY 23	YTD	Percent	Adjust.	Prop. FY 24
Confiscated Assets Fund 210				-		
FINES AND FORFEITURES				-		
				-		
3-0000-35.1300	CONF. ASSETS -RESTRICTED	13,000	6,080	47%	(3,000)	10,000
3-0000-35.1301	EVIDENCE REV.- UNRESTRICTED	20,000	22,927	115%	5,000	25,000
TOTAL FINES AND FORFEITURES		33,000	29,007	88%	2,000	35,000
MISCELLANEOUS REVENUE						
3-0000-36.1000	INTEREST INCOME	0	0	0%		-
3-0000-38.3000	INSURANCE REIMBURSE DAMAGE PRO	0	0	0%		-
3-0000-38.9010	MISCELLANEOUS	0	0	0%		-
3-0000-38.9050	PRIOR YEAR REVENUE	15,000	0	0%	(10,000)	5,000
3-0000-39.1000	TRANSFER IN-GENERAL FUND	0	0	0%		-
TOTAL MISCELLANEOUS REVENUE		15,000	-	-	(10,000)	5,000
TOTAL NON DEPARTMENTAL		48,000	29,007	60%	(8,000)	40,000
TOTAL REVENUES		48,000	29,007	60%	(8,000)	40,000
PURCHASED/CONTRACTED SVC/SUPPLIES				-		
				-		
5-3230-52.2210	AUTO/TRUCK EXP	0	0	0%		-
5-3230-52.3300	ADVERTISING	0	0	0%		-
5-3230-53.1700	OTHER SUPPLIES	0	0	0%		-
TOTAL PURCHASED/CONTRACTED SVC		-	-	-		-
CAPITAL OUTLAY				-		
				-		
5-3230-54.2200	POLICE DEPARTMENT VEHICLES	35,000	0	0%	(35,000)	-
5-3230-54.2500	EQUIPMENT/FURNISHING	0	0	0%		-
5-3230-54.2520	CRIME SCENE EQUIP.	0	0	0%		-
5-3230-54.2530	EQUIPMENT FOR CARS	12,000	0	0%	24,000	36,000
5-3230-54.2540	EQUIPMENT FOR OFFICERS	1,000	0	0%	3,000	4,000
TOTAL CAPITAL OUTLAY		48,000	-	0%	(8,000)	40,000
PAYMENT TO OTHERS						

5-3230-57.3100	PYMT TO DA OFFICE	0	614	0%	1,000	1,000
TOTAL PAYMENT TO OTHERS		-	614	-		-
TOTAL POLICE DEPARTMENT		48,000	614	1%	(8,000)	40,000
TOTAL EXPENDITURES		48,000	614	1%	(8,000)	40,000
REVENUE OVER/(UNDER) EXPENDITURES		-	28,393	-	-	-

CEMETERY FUND 230						
		FY 23	YTD	Percent	Adjust.	Prop. FY 24
CEMETERY FUND						
CHARGES FOR SERVICES						
3-0000-34.9000	DONATIONS/CONTRIBUTIONS	250	0	0.0%		250
3-0000-34.9100	OPEN / CLOSE GRAVE FEE	5000	2200	44.0%		5000
	Memorial bricks	0	0	0.0%	3500	3500
TOTAL CHARGES FOR SERVICES		5,250	2,200	41.9%	3,500	8750
INVESTMENT INCOME						
3-0000-36.1000	INTEREST INCOME	25	60.06	240.2%	45	70
3-0000-38.2000	CEMETERY LOT SALES	0	0	0.0%		0
TOTAL INVESTMENT INCOME		25	60.06	240.2%	45	70
MISCELLANEOUS REVENUE						
3-0000-38.9050	PRIOR YEAR REVENUE	15000	0	0.0%	-14980	20
TOTAL MISCELLANEOUS REVENUE		15,000	0	0.0%	-14980	20
TOTAL CEMETERY FUND		20,275	2,260	11.1%	-11,435	8840
TOTAL REVENUES		20,275	2,260	11.1%	-11,435	8840
PURCHASED/CONTRACTED SVC						
5-0000-52.2250	MAINTENANCE / REPAIRS EXPENSE	4500	2500	55.6%	-2500	2000
TOTAL PURCHASED/CONTRACTED SVC		4,500	2,500	55.6%	-2,500	2000
SUPPLIES						
5-0000-53.1107	BANK/ CREDIT CARD CHARGES	0	0	0.0%		0
5-0000-53.1700	OTHER SUPPLIES	50	5500	11000.0%	1350	1400
TOTAL SUPPLIES		50	5500	11000.0%	1340	1390
CAPITAL OUTLAY						
5-0000-54.1200	CEMETERY IMPROVEMENTS	15000	13200	88.0%	-10000	5000
5-0000-54.2500	EQUIPMENT	725	0	0.0%	-275	450

TOTAL CAPITAL OUTLAY		15,725	13,200	83.9%	-10,275	5450
TOTAL CEMETERY FUND		20,275	2,260	11.1%	-11,435	8840
TOTAL EXPENDITURES		20,275	21,200	104.6%	-11,435	8840
REVENUE OVER/(UNDER) EXPENDITURES		0	-18,940	0.0%		0
NON DEPARTMENTAL						

Hotel/Motel - Main Street - DDA Fund 275						
Hotel/Motel - Main Street - DDA Fund 275						
		FY23	YTD	Percent	Adjust.	Prop FY 24
TAXES						
3-0000-31.4100	HOTEL / MOTEL TAX	1,250,000	944,213	75.5%	(50,000)	1,200,000
TOTAL TAXES		1,250,000	944,213	75.5%	(50,000)	1,200,000
INVESTMENT INCOME						
3-0000-36.1000	INTEREST INCOME	100	50	49.6%		100
TOTAL INVESTMENT INCOME		100	50	49.6%	-	100
MISCELLANEOUS REVENUE						
3-0000-38.9050	PRIOR YEAR REVENUE	166,000	0	0.0%	23,250	189,250
3-0000-38.9062	MISCELLANEOUS GRANTS	0	0	0.0%		0
3-0000-38.9080	MISC DONATIONS	100	0	0.0%	(100)	0
3-0000-38.9090	MISC INCOME	0	0	0.0%		
3-7560-34.7500	CHRISTMAS FOOD SALES	0	0	0.0%		
3-7560-34.9300	RTN CHECK FEES	0	0	0.0%		
3-7560-38.9030	DDA DONATIONS	0	0			
TOTAL MISCELLANEOUS REVENUE		166,100	0	0.0%	23,150	189,250
TOTAL NON DEPARTMENTAL		1,416,200	944,263	66.7%	(26,850)	1,389,350
TOTAL REVENUES		1,416,200	944,263	66.7%	(26,850)	1,389,350
PURCHASED/CONTRACTED SVC						
NONDEPARTMENTAL						
5-0000-00.9000	TRANSFER OUT- G/F	0	0	0.0%		0
5-0000-52.1210	ADMIN FEE - H/M TRANSFER OUT	105,000	52,500	50.0%	(15,000)	90,000
Total Nondepartmental Exp	Payments to Others	105,000	52,500	50.0%	-15,000	90,000
Dept 7540 TOURISM						

Hotel/Motel - Main Street - DDA Fund 275						
TOTAL PURCHASED/CONTRACTED SVC						
5-7540-52.3300	ADVERTISING	20,000	4,839	24.2%	(8,000)	12,000
5-7540-52.3250	I-75 LIGHTING	10,000	0	0.0%		10,000
PURCHASED/CONTRACTED SVC - Tourism (7540)						
		30,000	4,839	0.0%	-8,000	22,000
PAYMENT TO OTHERS						
5-7540-57.3200	PYMT TO CVB	474,000	405,442	85.5%	31,000	505,000
TOTAL PAYMENT TO OTHERS						
		474,000	405,442	85.5%	31,000	505,000
						0
Total Tourism						
		504,000	410,281	81.4%	23,000	527,000
PERSONAL SVC & EMP BENEFITS - Downtown Development - Main Street						
5-7550-51.1100	REGULAR EMPLOYEES	180,000	65,297	36.3%	(35,000)	145,000
5-7550-51.2100	GROUP INSURANCE	25,000	16,412	65.6%		25,000
5-7550-51.2200	FICA (SOCIAL SECURITY)	1,500	584	38.9%		1,500
5-7550-51.2400	RETIREMENT	10,000	8,254	82.5%	5,000	15,000
5-7550-51.2700	WORKER'S COMPENSATION	6,000	406	6.8%	(4,500)	1,500
5-7550-51.2750	UNEMPLOYMENT TAX - GEORGIA	500	18	3.6%		500
TOTAL PERSONAL SVC & EMP BEN						
		223,000	90,970	40.8%	(34,500)	188,500
PURCHASED/CONTRACTED SVC - Downtown Development - Main Street						
5-7550-52.1200	PROFESSIONAL SVCS	17,500	1,736	9.9%		17,500
5-7550-52.1230	LEGAL	1,500	0	0.0%		1,500
5-7550-52.1400	DRUG & MEDICAL	100	0	0.0%		100
5-7550-52.2250	OTHER EQUIP REPAIRS/MAINT	500	0	0.0%		500
5-7550-52.2320	RENTAL EQUIPMENT	0	0	0.0%		0
5-7550-52.3100	RISK MANAGEMENT	4,500	0	0.0%	(2,000)	2,500
5-7550-52.3200	COMMUNICATIONS - CELL PHONE	1,000	363	36.3%		1,000
5-7550-52.3300	ADVERTISING	15,000	5,200	34.7%		15,000

Hotel/Motel - Main Street - DDA Fund 275						
5-7550-52.3310	PUBLIC NOTICES	1,500	0	0.0%		1,500
5-7550-52.3500	TRAVEL-MILEAGE REIMBURSEMENT	500	421	84.2%	500	1,000
5-7550-52.3600	DUES & FEES	1,200	0	0.0%		1,200
5-7550-52.3700	EDUCATION & TRAINING DDA	3,500	1,315	37.6%	500	4,000
5-7550-52.3750	MEETINGS & CONFERENCE	2,000	3,678	183.9%	2,500	4,500
5-7540-52.3850	CONTRACTED SERVICES	0	12,672	0.0%	15,000	0
5-7550-52.3855	EVENT ENTERTAINMENT CONTRACTS	42,700	2,226	5.2%		42,700
5-7550-52.3970	POSTAGE	0	0	0.0%		0
TOTAL PURCHASED/CONTRACTED SVC		91,500	27,612	30.2%	16,500	108,000
SUPPLIES						
5-7550-53.1105	OFFICE SUPPLIES	2,000	1,335	66.8%		2,000
5-7550-53.1107	BANK & CREDIT CARD CHARGES	0	0	0.0%		0
5-7550-53.1150	OPERATING SUPPLIES	0	2,212	0.0%	5,000	5,000
5-7550-53.1160	OPERATING EQUIPMENT	1,500	0	0.0%		1,500
5-7550-53.1700	OTHER SUPPLIES	0	206	0.0%	250	250
5-7550-53.1720	CHRISTMAS DECORATIONS	25,000	10,882	43.5%	25,000	50,000
5-7550-53.1729	CITY EVENTS	75,000	25,240	33.7%	25,000	100,000
5-7550-53.1750	PROMOTIONS	15,000	7,583	50.6%	10,000	25,000
TOTAL SUPPLIES		118,500	47,458	40.0%	65,250	183,750
CAPITAL OUTLAY						
5-7550-53.1785	UNIFORMS	600	150	25.0%		600
5-7550-54.1100	LAND ACQUISITIONS	274,800	0	0.0%	(24,800)	250,000
5-7550-54.1150	FURNITURE & FIXTURES	3,000	594	19.8%	(1,500)	1,500
5-7550-54.1151	CEMETERY IMPROVEMENTS	0	0	0.0%	2,500	2,500
5-7550-54.1300	TRAIN PLATFORM	22,000	0	0.0%	(7,000)	15,000
5-7550-54.1400	BANNER PROGRAM	20,000	1,073	5.4%	(5,000)	15,000
5-7550-54.1500	WAYFINDING SIGNS	10,000	0	0.0%	(10,000)	0
5-7550-54.2400	COMPUTERS	3,000	1,326	44.2%	(1,000)	2,000
TOTAL CAPITAL OUTLAY		333,400	3,144	0.9%	-46,800	286,600

Hotel/Motel - Main Street - DDA Fund 275						
PAYMENT TO OTHERS						
5-7550-57.3300	PARHAM PARKING LOT LEASE	5,000	4,800	96.0%		5,000
5-7520-57.3310	TRAIN LOT NORFOLK SO LEASE	0	466	0.0%	500	
TOTAL PAYMENT TO OTHERS		5,000	5,266	105.3%	500	5,500
TOTAL ECONOMIC DEVELOPMENT		771,400	174,450	22.6%	950	772,350
TOTAL Tourism and DD-Main Street		1,275,400	584,731	45.8%	(26,850)	1,299,350
TOTAL EXPENDITURES		1,380,400	637,231	46.2%	23,950	1,389,350
REVENUE OVER/(UNDER) EXPENDITURES		35,800	307,031	0.0%	(50,800)	0

SPLOST (IV and V)		Rev FY 23	YTD	Percent	Adjust.	Drafr FY24
REVENUES						
3-0000-31.3200	SPLOST V PROCEEDS	0	0	0.0%		0
3-0000-36.1000	INTEREST INCOME	1,730	33,149	1916.1%	40000	41,730
3-0000-36.1100	INTEREST REVENUE SPLOST 3	0	0	0.0%		0
3-0000-38.9000	MISCELLANEOUS REVENUE	0	0	0.0%		0
3-0000-38.9050	PRIOR YEAR REVENUE	2,312,000	0	0.0%	-312000	2,000,000
3-0000-39.1100	SPLOST BOND PROCEEDS	0	0	0.0%		0
3-0000-39.1200	COUNTY SPLOST IV PROCEEDS	0	0	0.0%		0
3-0000-39.1201	SPLOST V REVENUE	1,000,000	1,035,531	103.6%	350000	1,350,000
TOTAL REVENUES		3,313,730	1,068,679	32.3%	78,000	3,391,730
CAPITAL OUTLAY						
PUBLIC BUILDINGS						
5-0000-54.1304	PEEKSVILLE @ GROVE SPLOST III	0	0	0.0%		0
5-0000-54.1305	TANGER BLVD EXT SPLOST III	0	0			
5-0000-54.2601	SPLOST IV STORMWATER	0	0			
5-1510-53.1107	BANK & CREDIT CARD CHARGES	120	80			
Total Supplies		120	80	66.7%	0	120
TOTAL PUBLIC BLDGS		576,251	143,885	25.0%	-100,000	476,251
5-3230-54.1350	PUBLIC SAFETY FACILITIES/EQUIP	0	0	0.0%		0
TOTAL PUBLIC SAFETY		0	0	0.0%	0	0
ROADS AND BRIDGES						

5-4210-52.3851	CONTRACT SERVICES	0	0	0.0%		0
5-4210-54.1401	ROADS BRIDGES SIDEWALKS ETC.	22,000	6,255	28.4%	3000	25,000
5-4210-54.1404	TANGER BLVD PROJECT	0	0	0.0%		0
5-4210-54.1405	BILL GARDNER IMP PROJECT	2,067,360	6,338	0.3%	-1067000	1,000,360
5-4210-54.1406	SIGNAL @ MARKET PLACE	78,000	77,895	99.9%	-78000	0
5-4210-54.1407	HWY 42 EXTRA LANE	0	0	0.0%		0
5-4210-54.1408	RESURFACING STREETS	320,000	0	0.0%	130000	450,000
5-4210-54.1501	PEEKSVILLE CNNCTR SPLOST V CLE	0	0	0.0%	740000	740,000
5-4210-54.1502	SR 42 EXTRA LANE BGP TO MKTPLC	150,000	0	0.0%	450000	600,000
5-4210-54.1503	PEEKSVILLE RD.-PEDESTRIAN IMPR	0	0	0.0%		0
5-4210-54.1504	SR 42 & BETHLEHEM RD SIGNAL	100,000	0	0.0%	-100000	0
TOTAL ROADS/BRIDGES		2,759,360	90,487	3.3%	78000	2,837,360
PARKS AND RECREATION						
5-4210-54.1505	BICYCLE SHARED USE AREAS	0	0	0.0%	100000	100,000
5-6220-54.1402	PARKS & RECREATION FACILITIES	0	0	0.0%		0
5-6220-54.1410	TANGER SOFTBALL FIELDS	1	0	0.0%		
TOTAL PARKS AND REC		0	0	0.0%	100000	100,000
TOTAL OTHER USES						
5-8000-58.1201	SPLOST BOND PYMT PRINCIPAL	0	0	0.0%		0
5-8000-58.2201	SPLOST BOND PYMTS INTEREST	0	0	0.0%		
5-1510-52.3105	INTERNET	0	0	0.0%		
TOTAL OTHER SOURCES/USES		0	0	0.0%	0	0
TOTAL REVENUES		3,313,730	1,068,679	32.3%	78,000	3,391,730
TOTAL EXPENDITURES		3,335,731	234,453	7.0%	78,000	3,413,731
REVENUE OVER/(UNDER) EXPENDITURES		0	834,227	0.0%	0	0

TSPLOST						
		FY23	YTD	Percent	Adjust.	Prop. FY 24
TOTAL REVENUES						
3-0000-31.3200	T-SPLOST PROCEEDS	1,100,000	331,191	30.1%	-	1,100,000
3-0000-31.3400	TSPLOST PROCEEDS	-	-	0.0%		-
3-0000-36.1000	T-SPLOST INTEREST	-	-	0.0%		-
3-0000-38.9050	PRIOR YEAR REVENUE	6,000,000	-	0.0%	(3,000,000)	3,000,000
3-0000-39.1100	T-SPLOST BOND PROCEEDS	-	-	0.0%		-
3-0000-39.3100	T-SPLOST BOND PROCEEDS	-	-	0.0%		-
3-0000-39.3400	PREMIUMS ON BONDS ISSUED	-	-	0.0%		-
5-0000-58.4000	BOND ISSUANCE COSTS	-	-	0.0%		-
TBA	Reimbursement from GF	0	0	0.0%	-	-
** TOTAL REVENUES **	Total Revenues	7,100,000	331,191	4.7%	(3,000,000)	4,100,000
CONTRACTED SVCS						
5-0000-58.4000	BOND ISSUANCE COSTS	0	0	0.0%		-
5-1510-52.1230	LEGAL	0	0	0.0%		-
TOTAL CONTRACTED SVCS		-	-	0.0%	-	-
SUPPLIES						
5-1510-53.1107	BANK AND CREDIT CARD CHARGES	2500	1162	46.5%		2,500
TOTAL SUPPLIES		2,500	1,162	46.5%	-	2,500
CAPITAL OUTLAY						
5-1510-54.1100	ACQUISITION OF PROPERTY	1,500,000	0	0.0%	(1,250,000)	250,000
5-4210-54.1401	TARGETED PAVING	1,350,000	1,260,982	93.4%	(1,250,000)	100,000
5-4210-54.1402	SR 42 & BILL GARD CONGESTION	2,000,000	18,500	0.9%	(500,000)	1,500,000
5-4210-54.1403	BILL GARDNER IMPROVEMENTS	250,000	519,182	207.7%		250,000
5-4210-54.1404	SR 42 EXTRA LANE	400,000	0	0.0%	100,000	500,000
5-4210-54.1405	BETHLEHEM SIGNAL STUDY	0	0	0.0%		-

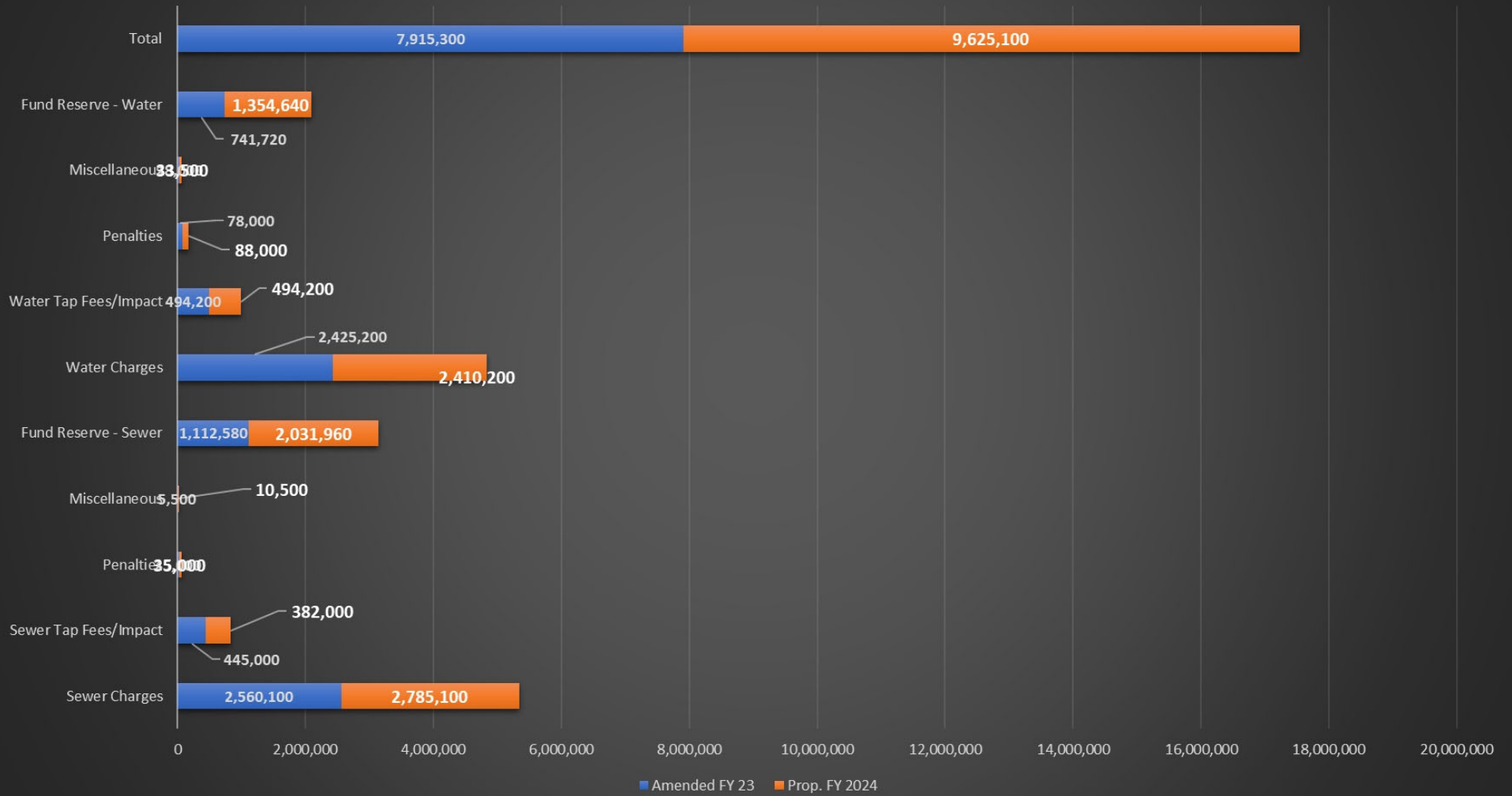
5-4210-54.1406	BIKEWAY/PEDESTRIAN	200,000	0	0.0%		
TOTAL CAPITAL OUTLAY		5,700,000	1,798,663	31.6%	(2,900,000)	2,800,000
TOTAL STREET MAINTENANCE		5,700,000	1,798,663	31.6%	(2,900,000)	2,800,000
OTHER SOURCES/USES						-
5-8000-58.1201	T-SPLOST BOND PMT PRINCIPAL	1,200,000	1,230,000	102.5%	100000	1,300,000
5-8000-58.2201	T-SPLOST BOND PYMT INTEREST	200,000	173,875	86.9%	-10000	190,000
TOTAL OTHER SOURCES/USES		1,200,000	1,230,000	102.5%	100,000	1,300,000
TOTAL EXPENDITURES		6,900,000	3,028,663	43.9%	(2,800,000)	4,100,000
REVENUE & OTHER SOURCES OVER/ (UNDER) EXPENDITURES & OTHER USES		200,000	(2,697,472)		(200,000)	-

Development Impact Fees						
		FY23	YTD	Percent	Adjust.	Prop. FY 24
NON-DEPARTMENTAL						
INVESTMENT INCOME						
3-0000-36.1000	INTEREST PD	2,000	3,606	180.3%	3,000	5,000
3-0000-36.1100	INTEREST PAID TO CDS	-	-	0.0%		-
TOTAL INVESTMENT INCOME		2,000	3,606	180.3%	3,000	5,000
MISCELLANEOUS REVENUE						
3-0000-38.9900	PRIOR YEAR REVENUE	0	0	0.0%	453,750	453,750
TOTAL MISCELLANEOUS REVENUE		-	-	0.0%	453,750	453,750
TOTAL NON-DEPARTMENTAL		2,000	3,606	180.3%	456,750	458,750
ADMINISTRATION						
CHARGES FOR SERVICES						
3-1510-34.6950	ADMINISTRATIVE FEE	30,000	7,876	26.3%	(15,000)	15,000
TOTAL CHARGES FOR SERVICES		30,000	7,876	26.3%	(15,000)	15,000
INVESTMENT INCOME						
3-1510-36.1000	ADMINISTRATIVE INTEREST	10	0	0.0%		10
TOTAL INVESTMENT INCOME		10	-	0.0%		10
TOTAL ADMINISTRATION		30,010	7,876	26.2%	(15,000)	15,010
CIE PREP						
CHARGES FOR SERVICES						
3-2500-34.6954	CIE PREP FUND	3,000	1,950	65.0%	(750)	2,250
TOTAL CHARGES FOR SERVICES		3,000	1,950	65.0%	(750)	2,250
INVESTMENT INCOME						
3-2500-36.1000	CIE INTEREST	10	0	0.0%		10

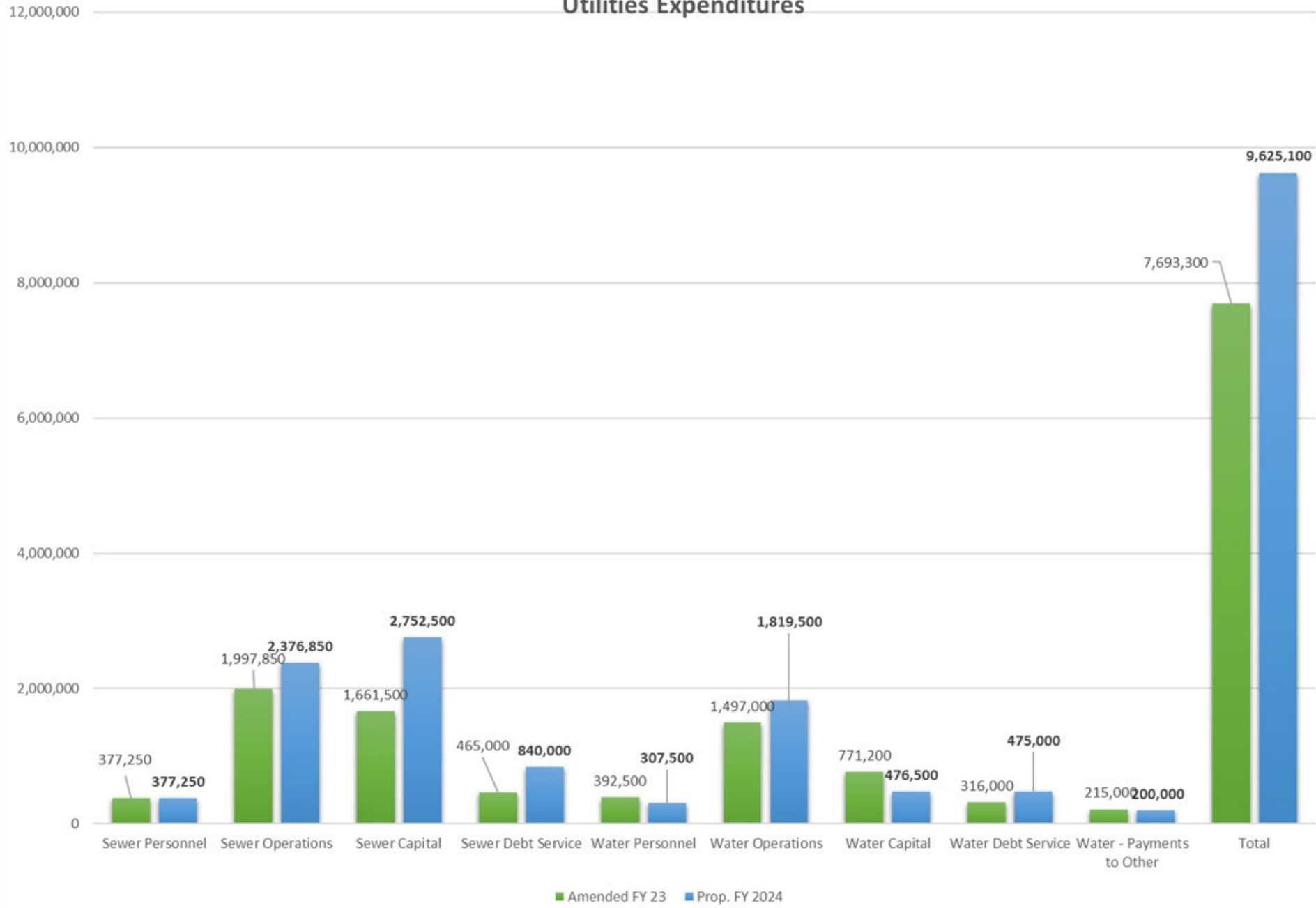
TOTAL PARK & RECREATION		225,050	192,123	85.4%		225,050
TOTAL REVENUES		437,170	275,920	63.1%	406,000	843,170
PURCHASED/CONTRACTED SVC						
5-1510-52.1200	ADMIN PROFESSIONAL SERVICES	5000	0	0.0%	(4,000)	1,000
TOTAL PURCHASED/CONTRACTED SVC		5,000	-	0.0%	(4,000)	1,000
SUPPLIES						
5-1510-53.1107	ADMIN BANK CHARGES	0	0	0.0%		-
TOTAL SUPPLIES		-	-	0.0%		-
TOTAL ADMINISTRATION		5,000	-	0.0%	(4,000)	1,000
PURCHASED/CONTRACTED SVC						
5-2500-52.1200	CIE PROFESSIONAL SERVICES	70000	0	0.0%	(25,000)	45,000
TOTAL PURCHASED/CONTRACTED SVC		70,000	-	0.0%	(25,000)	45,000
TOTAL CIE PREP		70,000	-	0.0%	(25,000)	45,000
CAPITAL OUTLAY						
5-3230-54.1302	POLICE DEPT BUILDING	39000	0	0.0%	51,000	90,000
TOTAL CAPITAL OUTLAY		39,000	-	0.0%	51,000	90,000
TOTAL POLICE DEPARTMENT		39,000	-	0.0%	51,000	90,000
PURCHASED/CONTRACTED SVC						
5-4210-52.2260	STREET/ROAD PAVING & FIXTURES	172000	0	0.0%		172,000
TOTAL PURCHASED/CONTRACTED SVC		172,000	-	0.0%	-	172,000
TOTAL STREET DEPARTMENT		172,000	-	0.0%	-	172,000
PURCHASED/CONTRACTED SVC						
5-6220-52.1200	PARK/RECREATION PROF SVC	1000	0	0.0%	34,000	35,000
5-6220-52.1250	PARK IMPRVMTS-TANGER WALKING	25000	0	0.0%	(25,000)	-
TOTAL PURCHASED/CONTRACTED SVC		26,000	-	0.0%	9,000	35,000
CAPITAL OUTLAY						

5-6220-54.1100	PARKS & RECS CAPITAL SHARE	112500	0	0.0%	300,000	412,500
5-6220-54.1250	TANGER WALKING PARK	0	0	0.0%		-
5-6220-54.1300	BUILDINGS/COMMUNITY CENTER	0	0	0.0%		-
5-6220-54.1302	PARK/RECREATION EQUIPMENT	12670	0	0.0%	75,000	87,670
TOTAL CAPITAL OUTLAY		125,170	-	0.0%	375,000	500,170
TOTAL PARK & RECREATION		151,170	-	0.0%	384,000	535,170
TOTAL EXPENDITURES		437,170	-	0.0%	406,000	843,170
REVENUE OVER/(UNDER) EXPENDITURES		-	275,920	0.0%	-	-

Water - Sewer Fund 505/506 Revenues



Utilities Expenditures



Water/Sewer Utilities 505/506						
		Prior FY 23	YTD	Percent	Adjust	Draft FY 24
NON-DEPARTMENTAL						
MISCELLANEOUS REVENUE						
3-0000-38.9050	PRIOR YEAR REVENUE	1,854,300	-	0.0%	1,532,300	3,386,600
TOTAL MISCELLANEOUS REVENUE		1,854,300	-	0.0%	1,532,300	3,386,600
TOTAL NON-DEPARTMENTAL		1,854,300	-	0.0%	1,532,300	3,386,600
SEWER DEPARTMENT						
Revenues - Total						
3-4330-34.4255	SEWER CHARGES	2,475,000	1,714,642	69.3%	225,000	2,700,000
3-4330-34.4256	SEWER LINE INSPECTIONS	100	-	0.0%		100
3-4330-34.4260	SLUDGE GREEN ROCK	85,000	11,610	13.7%	-	85,000
3-4330-34.6902	SEWER TAP FEES	40,000	46,125	115.3%	12,000	52,000
3-4330-34.6904	SEWER IMPACT FEES	405,000	263,424	65.0%	(75,000)	330,000
3-4330-34.6920	ARPA DESIGNATED FUNDS	-	-	0.0%		-
3-4330-34.6950	PENALTIES	25,000	26,391	105.6%	10,000	35,000
3-4330-34.6995	MISCELLANEOUS REV	-	993	0.0%	-	-
3-4330-36.1000	INTEREST REVENUE	5,500	5,250	95.4%	5,000	10,500
3-4330-37.1000	CONTRIBUTED CAPITAL	-	-	0.0%		-
	PRIOR YEAR REVENUE @60%)	1,112,580	-	0.0%	919,380	2,031,960
TOTAL SEWER DEPARTMENT		4,148,180	2,068,434	49.9%	1,096,380	5,244,560
WATER DEPARTMENT						
CHARGES FOR SERVICES						
3-4420-34.4210	WATER CHARGES	2,300,000	1,913,937	83.2%	(50,000)	2,250,000
3-4420-34.4215	WATER LINE INSP	100	-	0.0%		100
3-4420-34.4220	WATER METER REINSPECTIONS	100	-	0.0%		100
3-4420-34.4425	METER MAINTENANCE FEE	125,000	111,472	89.2%	35,000	160,000
3-4420-34.6901	TAP FEES	65,000	79,720	122.6%	25,000	90,000
3-4420-34.6903	WATER IMPACT FEES	429,200	280,417	65.3%	(25,000)	404,200
3-4420-34.6920	ARPA DESIGNATED FUNDS	-	-	0.0%		-
3-4420-34.6950	PENALTIES	33,000	35,371	107.2%	10,000	43,000

3-4420-34.6963	RECONNECT FEES	45,000	29,250	65.0%		45,000
3-4420-34.6964	PHONE CC FEE	-	-	0.0%		-
3-4420-34.6995	MISCELLANEOUS	3,500	1,644	47.0%		3,500
3-4420-34.9300	BAD CHECK FEES	1,000	910	91.0%	500	1,500
3-4420-36.1000	INTEREST REVENUES	5,500	4,849	88.2%	5,000	10,500
3-4420-37.1000	CONTRIBUTED CAPITAL	-	-	0.0%		-
3-4420-38.1000	RENTS & ROYALTIES	18,000	-	0.0%		18,000
	PRIOR YEAR REVENUE @40%	741,720	-	0.0%	612,920	1,354,640
TOTAL WATER DEPARTMENT		3,767,120	2,457,570	65.2%	613,420	4,380,540
TOTAL REVENUES (includes Prior Year)		7,915,300	4,526,004	57.2%	1,709,800	9,625,100
PERSONAL SVC & EMP BEN						
5-4330-51.1100	REGULAR EMPLOYEES	275,000	169,546	61.7%	(50,000)	225,000
5-4330-51.1300	OVERTIME	25,000	17,763	71.1%		25,000
5-4330-51.2100	GROUP INSURANCE	33,000	17,175	52.0%		33,000
5-4330-51.2200	FICA (SOCIAL SECURITY)	2,750	2,620	95.3%	1,000	3,750
5-4330-51.2400	RETIREMENT	32,500	25,840	79.5%	5,000	37,500
5-4330-51.2700	WORKER'S COMPENSATION	8,000	8,896	111.2%	4,500	12,500
5-4330-51.2750	UNEMPLOYMENT TAX - GEORGIA	1,000	57	5.7%		1,000
TOTAL PERSONAL SVC & EMP BEN		377,250	241,897	64.1%	(39,500)	377,250
PURCHASED/CONTRACTED SVC						
5-4330-52.1200	PROFESSIONAL	5,000	-	0.0%		5,000
5-4330-52.1205	PROFESSIONAL SERVICES	35,000	40,821	116.6%	15,000	50,000
5-4330-52.1210	ADMIN FEE - SEWER TRANSFER OUT	355,000	265,000	74.6%	25,000	380,000
5-4330-52.1230	LEGAL	500	53	10.5%		500
5-4330-52.1250	ENGINEERING	300,000	76,398	25.5%	(50,000)	250,000
5-4330-52.1300	TECHNICAL SERVICES	-	-	0.0%		-
5-4330-52.1400	DRUG & MEDICAL	1,000	300	30.0%		1,000
5-4330-52.2200	INTEREST JD EXC & FREIGHTLINER	-	2,601	0.0%	5,000	5,000
5-4330-52.2210	AUTO / TRUCK EXPENSES	6,000	4,293	71.6%	1,500	7,500
5-4330-52.2211	AUTO GAS & FUEL	15,500	8,748	56.4%		15,500
5-4330-52.2212	CAR ALLOWANCE	-	-	0.0%		-
5-4330-52.2240	BUILDING & GROUNDS	17,500	10,323	59.0%	2,500	20,000
5-4330-52.2250	PLANT EQUIP REPAIRS/MAINT	250,000	650,633	260.3%	150,000	400,000
5-4330-52.2255	SEW COLLECTION EQUIP REPAIRS/M	275,000	301,992	109.8%	125,000	400,000
5-4330-52.2256	REPAIRS TO SEWER LINES	175,000	-	0.0%	(25,000)	150,000

5-4330-52.2330	EQUIPMENT LEASING	17,000	39,603	233.0%	3,000	20,000	
5-4330-52.3100	RISK MANAGEMENT INSURANCE	7,500	10,858	144.8%	5,000	12,500	
5-4330-52.3200	COMMUNICATION CELL PHONES	4,000	6,989	174.7%	6,000	10,000	
5-4330-52.3201	TELEPHONE	-	-	0.0%		-	
5-4330-52.3205	INTERNET	-	-	0.0%		-	
5-4330-52.3310	PUBLIC NOTICES	1,000	386	38.6%		1,000	
5-4330-52.3600	DUES & FEES	5,000	2,923	58.5%		5,000	
5-4330-52.3601	FINES AND PENALTIES	5,000	-	0.0%		5,000	
5-4330-52.3700	EDUCATION & TRAINING	10,000	3,991	39.9%		10,000	
5-4330-52.3857	WASTE WATER TESTS	25,000	27,906	111.6%	1,000	26,000	
5-4330-52.3858	CHEMICALS WASTEWATER	95,000	84,001	88.4%	15,000	110,000	
5-4330-52.3862	SLUDGE REMOVAL	100,000	75,159	75.2%	15,000	115,000	
5-4330-52.3970	POSTAGE	7,500	3,468	46.2%		7,500	
TOTAL PURCHASED/CONTRACTED SVC		1,712,500	1,616,446	94.4%	294,000	2,006,500	
SUPPLIES							
5-4330-53.1105		OFFICE SUPPLIES	1,500	356	23.7%	1,500	
5-4330-53.1107		BANK & CREDIT CARD CHARGES	250	-	0.0%	250	
5-4330-53.1150		OPERATING SUPPLIES	30,000	21,305	71.0%	5,000	35,000
5-4330-53.1161		LAB SUPPLIES	20,000	17,787	88.9%	5,000	25,000
5-4330-53.1205		UTILITIES	225,000	247,313	109.9%	75,000	300,000
5-4330-53.1210		STORMWATER FEES	2,000	-	0.0%		2,000
5-4330-53.1700		OTHER SUPPLIES	500	418	83.6%		500
5-4330-53.1775		REPAIR DAMAGE PROPERTY	-	-	0.0%		-
5-4330-53.1785		UNIFORMS	5,500	3,615	65.7%		5,500
5-4330-53.1786		BOOT ALLOWANCE	600	-	0.0%		600
5-4330-53.1795		MISCELLANEOUS	-	-	0.0%		-
TOTAL SUPPLIES			285,350	290,793	101.9%	85,000	370,350
CAPITAL OUTLAY							
5-4330-54.1202		ABANDON SKYLAND WPCP	-	-	0.0%		-
5-4330-54.1203		ABANDON WEST POND	-	-	0.0%		-
5-4330-54.1420		INDIAN CREEK WPCP	400,000	234,227	58.6%	150,000	550,000
5-4330-54.1421		CLUB DR LIFT STATION	325,000	-	0.0%	(325,000)	-
5-4330-54.1422		MARKET PLACE SEWER EXTENSION	325,000	-	0.0%	(325,000)	-
5-4330-54.1423		DAVIS LAKE LINE EXT - NEW	-	-	0.0%		-
5-4330-54.1424		SEWER SYST. IMPROVE SWR LINES	225,000	-	0.0%	1,650,000	1,875,000

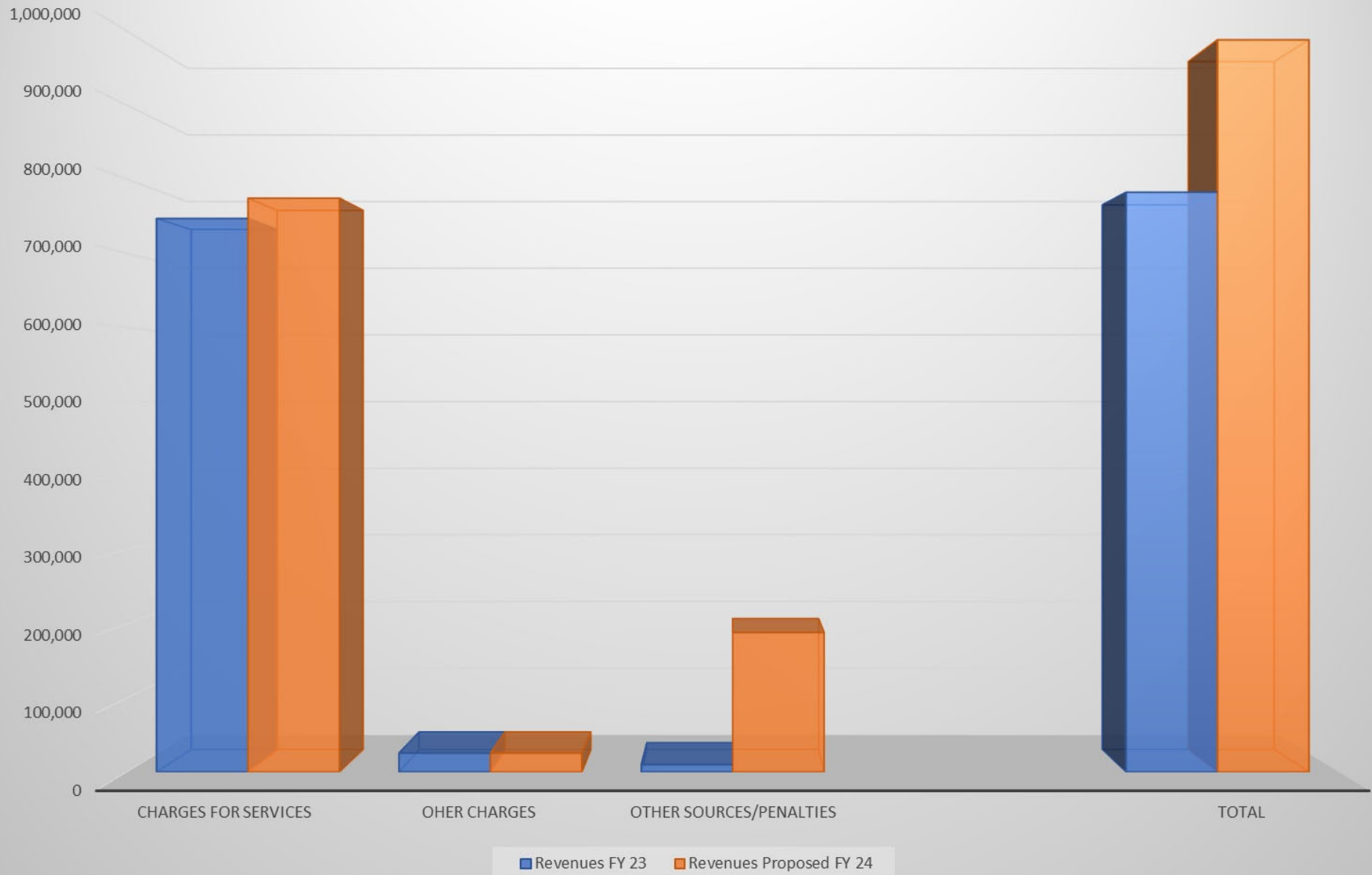
5-4330-54.2130	SCADA SYSTEM	150,000	21,824	14.5%	(50,000)	100,000
5-4330-54.2200	VEHICLES	50,000	-	0.0%		50,000
5-4330-54.2251	CAPITAL LEASE 2019 JD EXCAVATO	-	-	0.0%		-
5-4330-54.2400	COMPUTERS	1,500	-	0.0%	1,000	2,500
5-4330-54.2450	COMPUTER MAINTENANCE	-	1,374	0.0%		-
5-4330-54.2500	EQUIPMENT	185,000	173,077	93.6%	(10,000)	175,000
TOTAL CAPITAL OUTLAY		1,661,500	430,502	25.9%	1,091,000	2,752,500
DEPRECIATION & AMORT						
5-4330-56.1000	DEPRECIATION	-	-	0.0%		-
TOTAL DEPRECIATION & AMORT		-	-	0.0%	-	-
DEBT SERVICE						
5-4330-57.4000	BAD DEBT	0	-	0.0%		-
5-4330-57.9000	CONTINGENCIES	25000	-	0.0%	5,000	30,000
5-4330-58.1207	W&S BOND PRINCIPAL	400000	712,833	178.2%	350,000	750,000
5-4330-58.2207	W/S BOND INTEREST	40000	53,928	134.8%	20,000	60,000
TOTAL DEBT SERVICE		465,000	766,762	164.9%	375,000	840,000
TOTAL SEWER DEPARTMENT		4,501,600	3,346,401	74.3%	1,805,500	6,346,600
Total Sewer Revenues		4,148,180	2,068,434		1,096,380	5,244,560
Total Over/(Under) Revenues		(152,280)	(1,277,966)		(709,120)	(1,102,040)
PERSONAL SVC & EMP BEN						
5-4420-51.1100	REGULAR EMPLOYEES	325,000	152,097	46.8%	(100,000)	225,000
5-4420-51.1300	OVERTIME	10,000	10,342	103.4%	5,000	15,000
5-4420-51.2100	GROUP INSURANCE	30,000	18,850	62.8%	2,500	32,500
5-4420-51.2200	FICA (SOCIAL SECURITY)	3,000	2,287	76.2%	500	3,500
5-4420-51.2400	RETIREMENT	18,500	14,965	80.9%	5,500	24,000
5-4420-51.2700	WORKER'S COMPENSATION	5,000	4,550	91.0%	1,500	6,500
5-4420-51.2750	UNEMPLOYMENT TAX - GEORGIA	1,000	-	0.0%		1,000
TOTAL PERSONAL SVC & EMP BEN		392,500	203,090	51.7%	(85,000)	307,500
PURCHASED/CONTRACTED SVC						
5-4420-52.1200	PROFESSIONAL	5,000	-	0.0%		5,000

5-4420-52.1210	ADMIN FEE - WATER TRANSFER OUT	450,000	127,500	28.3%	(75,000)	375,000
5-4420-52.1230	LEGAL	1,000	818	81.8%	1,000	2,000
5-4420-52.1250	ENGINEERING	35,000	13,706	39.2%	5,000	40,000
5-4420-52.1300	TECHNICAL SERVICES	-	-	0.0%		-
5-4420-52.1400	DRUG & MEDICAL	500	-	0.0%		500
5-4420-52.2210	AUTO / TRUCK EXPENSE	20,000	4,590	22.9%		20,000
5-4420-52.2211	AUTO GAS & FUEL	15,000	13,028	86.9%	7,000	22,000
5-4420-52.2240	BUILDING & GROUNDS	3,000	3,507	116.9%	7,000	10,000
5-4420-52.2250	TREATMENT - REPAIRS & MAINT.	60,000	3,827	6.4%	(10,000)	50,000
5-4420-52.2256	DISTRIBUTION REPAIR WATER LIN	95,000	52,002	54.7%	5,000	100,000
5-4420-52.2257	REPAIR / MAINTENANCE TANKS	75,000	39,332	52.4%	10,000	85,000
5-4420-52.2258	WELL REPAIRS	45,000	6,708	14.9%		45,000
5-4420-52.2320	RENTAL EQUIP / VEHICLE	1,000	246	24.6%		1,000
5-4420-52.3100	RISK MANAGEMENT INSURANCE	7,000	5,429	77.6%	500	7,500
5-4420-52.3200	COMMUNICATION CELL PHONES	2,500	3,197	127.9%	2,500	5,000
5-4420-52.3201	TELEPHONE	-	-	0.0%		-
5-4420-52.3205	INTERNET	-	-	0.0%		-
5-4420-52.3310	PUBLIC NOTICES	-	-	0.0%		-
5-4420-52.3600	DUES & FEES	5,000	2,774	55.5%		5,000
5-4420-52.3700	EDUCATION & TRAINING	5,000	169	3.4%		5,000
5-4420-52.3750	MEETINGS & CONFERENCES	1,000	-	0.0%		1,000
5-4420-52.3852	COPIER LEASE	-	667	0.0%	1,500	1,500
5-4420-52.3855	DRINKING WATER FEES CONTRACT	25,000	10,527	42.1%	5,000	30,000
5-4420-52.3856	WATER TESTING	10,000	892	8.9%		10,000
5-4420-52.3859	CHEMICALS FOR WATER	30,000	22,546		7,500	37,500
5-4420-52.3970	POSTAGE	1,000	12			1,000
TOTAL PURCHASED/CONTRACTED SVC		892,000	311,475	34.9%	(33,000)	859,000
SUPPLIES						
5-4420-53.1105	OFFICE SUPPLIES	2,000	986	49.3%		2,000
5-4420-53.1107	BANK & CREDIT CARD CHARGES	1,200	-	0.0%		1,200
5-4420-53.1150	OPERATING SUPPLIES	45,000	17,923	39.8%		45,000
5-4420-53.1160	OPERATING EQUIPMENT	-	130,636	0.0%	200,000	200,000
5-4420-53.1205	UTILITIES	50,000	33,598	67.2%		50,000
5-4420-53.1210	STORM WATER FEES	1,200	-	0.0%		1,200
5-4420-53.1510	INV PCH WATER FOR RESALE	500,000	498,446	99.7%	155,000	655,000
5-4420-53.1700	OTHER SUPPLIES	-	71	0.0%	500	500

5-4420-53.1775	REPAIR DAMAGE PROPERTY	-	-	0.0%		-
5-4420-53.1785	UNIFORMS	5,000	4,009	80.2%		5,000
5-4420-53.1786	BOOT ALLOWANCE	600	-	0.0%		600
5-4420-53.1795	MISCELLANEOUS	-	-	0.0%		-
TOTAL SUPPLIES		605,000	685,670	113.3%	355,500	960,500
CAPITAL OUTLAY						
5-4420-54.1430	TEST WELLS	-	-	0.0%		-
5-4420-54.1440	WATER TANK DEVELOPMENT	-	-	0.0%		-
5-4420-54.1442	WELL DEVELOPMENT	-	-	0.0%		-
5-4420-54.1445	WATER SYSTEM IMPROVEMENTS	295,000	406,617	137.8%	(95,000)	200,000
5-4420-54.2110	NEW METER INSTALLATIONS	225,000	4,653	2.1%	(225,000)	-
5-4420-54.2120	RADIO READ SYSTEM	150,000	-	0.0%	(100,000)	50,000
5-4420-54.2130	SCADA SYSTEM	25,000	-	0.0%		25,000
5-4420-54.2200	VEHICLES	50,000	-	0.0%		50,000
5-4420-54.2400	COMPUTERS	1,200	-	0.0%	300	1,500
5-4420-54.2450	COMPUTER MAINTENANCE	-	687	0.0%		-
5-4420-54.2500	EQUIPMENT	25,000	3,287	13.1%	125,000	150,000
TOTAL CAPITAL OUTLAY		771,200	415,244	53.8%	(294,700)	476,500
TOTAL DEPRECIATION & AMORT						
PAYMENT TO OTHERS						
5-4420-56.1000	DEPRECIATION	-	-	0.0%		-
5-4420-56.1100	AMORTIZATION EXPENSE	-	-	0.0%		-
5-4420-57.1000	SDS HCWA IF	215,000	63,700	29.6%	(15,000)	200,000
TOTAL PAYMENT TO OTHERS		215,000	63,700	29.6%	(15,000)	200,000
DEBT SERVICE						
5-4420-57.4000	BAD DEBTS	-	-	0.0%		-
5-4420-57.900	CONTINGENCIES	25,000	-	0.0%		25,000
5-4420-58.1208	W/S BOND PRINCIPAL	225,000	383,833		175,000	400,000
5-4420-58.2208	W&S BOND INTEREST	66,000	29,038		(16,000)	50,000
5-4420-61.1000	CAPITAL ASSETS TRF TO GOVT ACT	-	-			-
TOTAL DEBT SERVICE		316,000	412,872	130.7%	159,000	475,000
TOTAL WATER DEPARTMENT		3,191,700	2,092,051	65.5%	86,800	3,278,500

Total Water Revenues		3,767,120	2,457,570	65.2%	613,420	4,380,540
Revenues Over/(Under) Exp		85,280	365,519		526,620	1,102,040
TOTAL EXPENDITURES		8,088,900	5,438,451	67.2%	1,892,300	9,625,100
TOTAL REVENUES		8,021,900	4,526,004	56.4%	1,709,800	9,625,100
REVENUE OVER/(UNDER) EXPENDITURES		(67,000)	(912,447)		(182,500)	-

Sanitation Fund Revenues



SANITATION FUND EXPENDITURES

■ FY 23 ■ Proposed FY 24

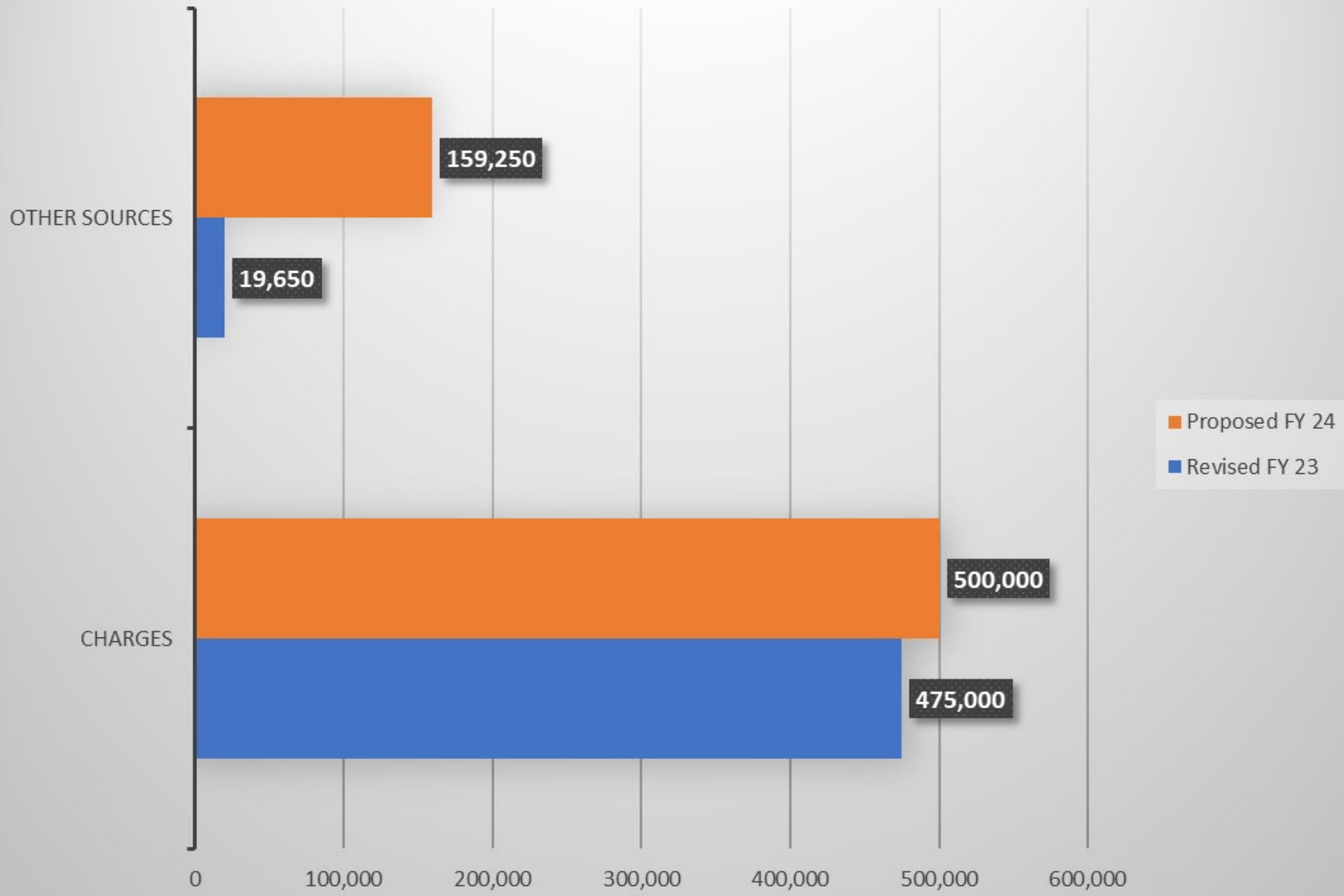


Sanitation Fund 540		Rev FY 23	YTD	70% of FY	Change	Prop. FY 24
Sanitation Fund 540						
NON-DEPARTMENTAL						
CHARGES FOR SERVICES						
3-0000-34.4101	RESIDENTIAL SANITATION	734500	575,035	78.3%	25000	759,500
3-0000-34.4102	COMMERCIAL SANITATION	12500	9,959	79.7%	2500	15,000
TOTAL CHARGES FOR SERVICES		747,000	584,994	78.3%	27,500	774,500
MISCELLANEOUS REVENUE						
3-0000-34.4103	CHIPPING FEES	500	-	0.0%		500
3-0000-34.4150	COLLECTION SITE FEES	20000	7,900	39.5%		20,000
3-0000-34.4160	RECYCLE PROCEEDS	5000	763	15.3%		5,000
TOTAL MISCELLANEOUS REVENUE		25,500	8,663	34.0%	-	25,500
OTHER FINANCIAL SOURCES						
3-0000-34.4190	SANITATION OTHER CHARGES	0	-	0.0%		-
3-0000-38.9050	PRIOR YEAR REVENUE	0	-	0.0%	175750	175,750
3-0000-39.1100	OPERATING TRANSFER	0	-	0.0%		-
3-0000-64.6950	SANITATION PENALTIES	10000	9,051	90.5%	2500	12,500
TOTAL OTHER FINANCIAL SOURCES		10,000	9,051	90.5%	178,250	188,250
TOTAL NON-DEPARTMENTAL		782,500	602,708	77.0%	205,750	988,250
TOTAL REVENUES		782,500	602,708	77.0%	205,750	988,250
PERSONAL SVC & EMP BEN						
5-0000-51.1100	REGULAR EMPLOYEES	100000	55,225	55.2%	50000	150,000
5-0000-51.1300	OVERTIME	5000	3,460	69.2%	1500	6,500
5-0000-51.2100	GROUP INSURANCE	5000	881	17.6%	2500	7,500
5-0000-51.2200	FICA (SOCIAL SECURITY)	1000	836	83.6%	1000	2,000
5-0000-51.2400	RETIREMENT	6000	8,806	146.8%	9000	15,000
5-0000-51.2700	WORKER'S COMPENSATION	3000	3,033	101.1%	1500	4,500
5-0000-51.2750	UNEMPLOYMENT TAX - GEORGIA	500	3	0.7%		500

Sanitation Fund 540		Rev FY 23	YTD	70% of FY	Change	Prop. FY 24
Sanitation Fund 540						
TOTAL PERSONAL SVC & EMP BEN		120,500	72,244	60.0%	65,500	186,000
PURCHASED/CONTRACTED SVC						
5-0000-52.1210	ADMIN FEE - SANIT TRANSFER OUT	10000	5,000	50.0%	15000	25,000
5-0000-52.1400	DRUG & MEDICAL	500	-	0.0%		500
5-0000-52.2210	AUTO/TRUCK EXPENSES	7500	4,776	63.7%		7,500
5-0000-52.2211	AUTO GAS & FUEL	5000	4,440	88.8%	1500	6,500
5-0000-52.2240	BUILDING & GROUNDS	2500	-	0.0%		2,500
5-0000-52.2250	OTHER EQUIP. REPAIRS/MAINT	10000	20	0.2%	-2500	7,500
5-0000-52.3100	RISK MANANGEMENT INSURANCE	6000	3,619	60.3%		6,000
5-0000-52.3101	LIABILITY & COMPUTER MAINT.	0	-	0.0%		-
5-0000-52.3200	COMMUNICATION CELL PHONE	1000	668	66.8%		1,000
5-0000-52.3205	INTERNET	0	-	0.0%		-
5-0000-52.3310	PUBLIC NOTICES	0	-	0.0%		-
5-0000-52.3600	DUES & FEES	250	99	39.7%		250
5-0000-52.3700	EDUCATION & TRAINING	500	-	0.0%		500
5-0000-52.3860	SANITATION CONTRACT	495750	454,056	91.6%	54250	550,000
5-0000-52.3861	TIPPING FEE FOR LANDFILL	35000	24,814	70.9%		35,000
5-0000-52.3862	ROLLOFF COLLECTIONS	5000	1,870	37.4%	-400	4,600
5-0000-52.3863	TIRE DISPOSAL FEE	3000	1,005	33.5%	-400	2,600
5-0000-52.3970	POSTAGE	0	-	0.0%		-
TOTAL PURCHASED/CONTRACTED SUPPLIES		582,000	500,367	86.0%	67,450	649,450
5-0000-53.1150	OPERATING SUPPLIES	500	109	21.8%		500
5-0000-53.1160	OPERATING EQUIPMENT	7500	2,060	27.5%	-1500	6,000
5-0000-53.1205	UTILITIES	1500	409	27.2%		1,500
5-0000-53.1700	OTHER SUPPLIES	2500	-	0.0%	-500	2,000
5-0000-53.1785	UNIFORMS	2500	832	33.3%		2,500
5-0000-53.1786	BOOT ALLOWANCE	500	-	0.0%	-200	300
5-0000-53.1795	MISCELLANEOUS	0	-	0.0%		-

Sanitation Fund 540		Rev FY 23	YTD	70% of FY	Change	Prop. FY 24
Sanitation Fund 540						
TOTAL SUPPLIES		15,000	3,410	22.7%	(2,200)	12,800
CAPITAL OUTLAY						
5-0000-54.2200	VEHICLES	25000	44,466	177.9%	75000	100,000
5-0000-54.2450	COMPUTER MAINTENANCE	0	-	0.0%		-
5-0000-54.2500	EQUIPMENT	40000	-	0.0%		40,000
					Look at Lease/purchase of C	
TOTAL CAPITAL OUTLAY		65,000	44,466	0.0%	75,000	140,000
DEPRECIATION & AMORT						
5-0000-56.1000	DEPRECIATION EXPENSE	0	0	0.0%		-
TOTAL DEPRECIATION & AMORT		-	-	0.0%	-	-
TOTAL NON-DEPARTMENTAL		885,000	602,708	68.1%	205,750	988,250
TOTAL EXPENDITURES		809,500	620,487	76.7%	205,750	988,250
REVENUE OVER/(UNDER) EXPENDITURES		75,500	(17,779)	-23.5%	0	0

Fund 570 Stormwater Revenues



STORMWATER FY 23 EXPENDITURES FY 23 COMPARISON

■ Revised FY 23 ■ Proposed FY 24



TOTAL INVESTMENT INCOME		10	-	0.0%		10
TOTAL CIE PREP		3,010	1,950	64.8%	(750)	2,260
POLICE DEPARTMENT						
CHARGES FOR SERVICES						
3-3230-34.6951	POLICE DEPARTMENT FUND	70,000	9,858	14.1%	(35,000)	35,000
TOTAL CHARGES FOR SERVICES		70,000	9,858	14.1%	(35,000)	35,000
INVESTMENT INCOME						
3-3230-36.1000	POLICE DEPARTMENT INTEREST	50	-	0.0%		50
TOTAL INVESTMENT INCOME		50	-	0.0%		50
TOTAL POLICE DEPARTMENT		70,050	9,858	14.1%	(35,000)	35,050
STREET DEPARTMENT						
CHARGES FOR SERVICES						
3-4210-34.6953	STREET/ROAD DEPT FUND	107,000	60,506	56.5%		107,000
TOTAL CHARGES FOR SERVICES		107,000	60,506	56.5%		107,000
INVESTMENT INCOME						
3-4210-36.1000	STREET/ROAD DEPT INTEREST	50	0	0.0%		50
TOTAL INVESTMENT INCOME		50	-	0.0%		50
TOTAL STREET DEPARTMENT		107,050	60,506	56.5%		107,050
PARK & RECREATION						
CHARGES FOR SERVICES						
3-6220-34.6952	PARK/RECREATION FUND	225,000	192,123	85.4%		225,000
TOTAL CHARGES FOR SERVICES		225,000	192,123	85.4%		225,000
INVESTMENT INCOME						
3-6220-36.1000	PARK/RECREATION INTEREST	50	-	0.0%		50
TOTAL INVESTMENT INCOME		50	-	0.0%		50

Stormwater Fund 570						
		Rev FY 23	YTD	70% of FY	Adjust	Prop. FY 24
Stormwater Fund 570						
CHARGES FOR SERVICES						
3-0000-34.4261	STORM UTILITY FEE	475,000	15,688	3.3%	25000	500,000
TOTAL OTHER FINANCIAL SOURCES		475,000	15,688	3.3%	25,000	500,000
3-0000-38.9050	PRIOR YEAR REVENUE	19,650	0	0.0%	139600	159,250
3-0000-39.1100	OPERATING TRANSFER	0	0	0.0%		0
TOTAL NON-DEPARTMENTAL		19,650	0	0.0%	139,600	159,250
TOTAL REVENUES		494,650	0	0.0%	164,600	659,250
PERSONAL SVC & EMP BEN						
5-0000-51.1100	REGULAR EMPLOYEES	145,000	88,193	60.8%	5000	150,000
5-0000-51.1300	OVERTIME	1,500	1,670	111.3%	1000	2,500
5-0000-51.2100	GROUP INSURANCE	50,000	52,819	105.6%	15000	65,000
5-0000-51.2200	FICA (SOCIAL SECURITY)	2,000	1,214	60.7%		2,000
5-0000-51.2400	RETIREMENT	15,000	10,398	69.3%		15,000
5-0000-51.2500	TUITION REIMBURSEMENTS	0	0	0.0%		0
5-0000-51.2700	WORKER'S COMPENSATION	3,000	3,033	101.1%	500	3,500
5-0000-51.2750	UNEMPLOYMENT TAX - GEORGIA	500	0	0.0%		500
TOTAL PERSONAL SVC & EMP BEN		217,000	157,328	72.5%	21,500	238,500
PURCHASED/CONTRACTED SVC						
5-0000-52.1200	PROFESSIONAL	30,000	401	1.3%	10000	40,000
5-0000-52.1210	ADMIN FEE - STORM TRANSFER OUT	40,000	31,000	77.5%	15000	55,000
5-0000-52.1230	LEGAL	250	0	0.0%		250
5-0000-52.1280	FLOODPLAIN MAPPING	500	0	0.0%		500
5-0000-52.1400	DRUG & MEDICAL	250	0	0.0%		250
5-0000-52.2210	AUTO/TRUCK EXPENSES	10,000	4,054	40.5%	-2000	8,000
5-0000-52.2211	AUTO GAS & FUEL	10,000	11,499	115.0%	5000	15,000
5-0000-52.2250	OTHER EQUIP. REPAIRS/MAINT	25,000	31,989	128.0%	10000	35,000
5-0000-52.3100	RISK MANAGEMENT INSURANCE	5,000	3,619	72.4%		5,000

Stormwater Fund 570		Rev FY 23	YTD	70% of FY	Adjust	Prop. FY 24
Stormwater Fund 570						
5-0000-52.3200	COMMUNICATION CELL PHONES	1,500	1,957	130.5%	750	2,250
5-0000-52.3205	INTERNET	0	0	0.0%		0
5-0000-52.3310	PUBLIC NOTICES	0	0	0.0%		0
5-0000-52.3600	DUES & FEES	1,000	604	60.4%		1,000
5-0000-52.3700	EDUCATION & TRAINING	3,000	1,057	35.2%		3,000
5-0000-52.3751	PUBLIC OUTREACH	4,500	836	18.6%		4,500
5-0000-52.3800	POND MAINTENANCE	30,000	294	1.0%	-10000	20,000
5-0000-52.3852	COPIER LEASE	0	903	0.0%	2500	2,500
5-0000-52.3855	CONTRACTS	0	3,751	0.0%	5000	5,000
5-0000-52.3970	POSTAGE	0	312	0.0%	500	500
TOTAL PURCHASED/CONTRACTED SVC		161,000	92,277	57.3%	36,750	197,750
SUPPLIES						
5-0000-53.1105	OFFICE SUPPLIES	200	156	78.1%		200
5-0000-53.1150	OPERATING SUPPLIES	3,500	8,278	236.5%	6500	10,000
5-0000-53.1160	OPERATING EQUIPMENT	2,000	1,261	63.0%		2,000
5-0000-53.1200	FEE FOR COLLECTING TAX	2,500	0	0.0%		2,500
5-0000-53.1700	OTHER SUPPLIES	1,000	54	5.4%	-500	500
5-0000-53.1785	UNIFORMS	750	300	40.0%	250	1,000
5-0000-53.1786	BOOT ALLOWANCE	200	0	0.0%	100	300
5-0000-53.1795	MISCELLANEOUS	0	0	0.0%		0
TOTAL SUPPLIES		10,150	10,048	99.0%	6,350	16,500
CAPITAL OUTLAY						
5-0000-54.2200	VEHICLES	0	0	0.0%	0	0
5-0000-54.2242	CAPITAL LEASE 2019 JD EXCAVATO	0	0	0.0%		0
5-0000-54.2250	CAPITAL LEASE/BOBCAT W/DH80	55,000	0	0.0%		55,000
5-0000-54.2300	FURNITURE / FIXTURES	0	0	0.0%	0	0
5-0000-54.2400	COMPUTERS	1,500	2,620	174.7%		1,500
5-0000-54.2450	COMPUTER MAINTENANCE	0	626	0.0%		0
5-0000-54.2500	EQUIPMENT	20,000	0	0.0%		20,000

Stormwater Fund 570						
		Rev FY 23	YTD	70% of FY	Adjust	Prop. FY 24
Stormwater Fund 570						
5-0000-54.2601	DRAINAGE IMPROVEMENT	30,000	0	0.0%	100000	130,000
TOTAL CAPITAL OUTLAY		106,500	3,246	3.0%	100,000	206,500
DEPRECIATION & AMORT						
5-0000-56.1000	DEPRECIATION EXPENSE	0	0	0.0%	0	0
TOTAL DEPRECIATION & AMORT		0	0	0.0%	0	0
PAYMENT TO OTHERS						
5-0000-57.1000	INTEREST EXPENSE	0	0	0.0%		0
5-0000-58.2300	INTEREST EXPENSE	0	0	0.0%		0
TOTAL PAYMENT TO OTHERS		0	0	0.0%	0	0
TOTAL NON-DEPARTMENTAL		494,650	0	0.0%	164,600	659,250
TOTAL EXPENDITURES		494,650	262,900	53.1%	164,600	659,250
REVENUE OVER/(UNDER) EXPENDITURES		0	-262,900		0	0